

PROTECT

your patients' tomorrows




**Edwards Protection Cannulae
Product Guide**

Edwards Protection Cannulae

Edwards Lifesciences is a global leader in cardiovascular cannulae and advanced cardioplegia products, dedicated to partnering with surgeons and perfusionists to provide protection-based cannula solutions, ongoing education and product support in order to provide the best possible outcomes for patients during cardiac surgery.

Through its close work with clinicians, Edwards has led the development of advanced cannulae that enable many different cardiac surgery procedures and approaches. The products are designed with the needs of clinicians and the outcomes of patients in mind: arterial cannulae are designed for protection; venous cannulae facilitate high flow in small spaces; femoral cannulae provide increased options for safer insertion; and the cardioplegia products designed to maximize global myocardial protection. As part of Edwards' commitment to clinicians, all are designed for ease-of-use.

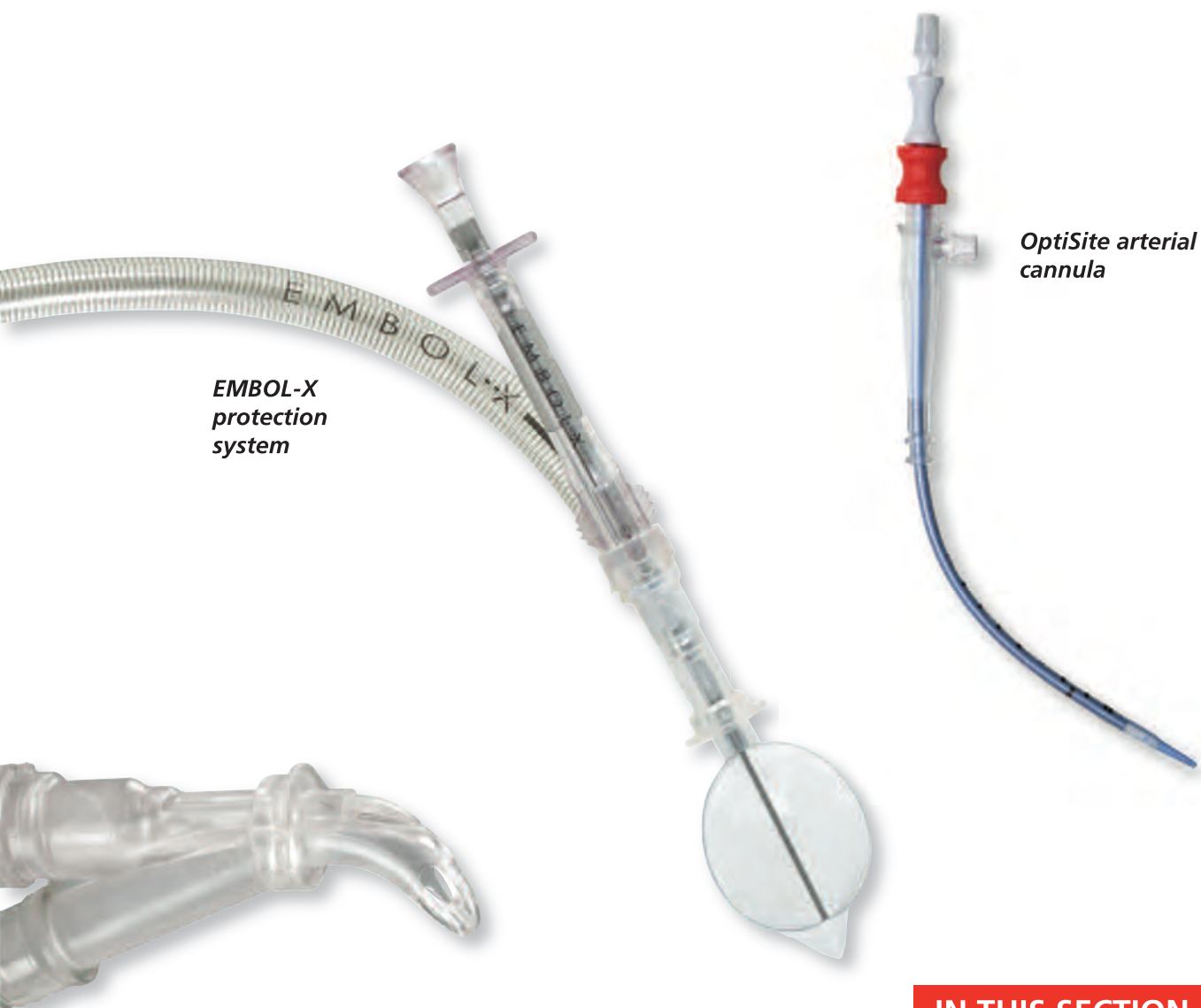


Arterial Cannulae.....	1
Venous Cannulae.....	15
Femoral Cannulae.....	25
Cardioplegia Cannulae.....	31
Blood Management.....	39
Index.....	45

Arterial Cannulae

Edwards Arterial Cannulae

Edwards Lifesciences offers you a full range of arterial cannulae to meet your needs. Our wide selection of dispersion tip and open tip cannulae accommodate a variety of patients, clinical requirements, and surgical approaches.



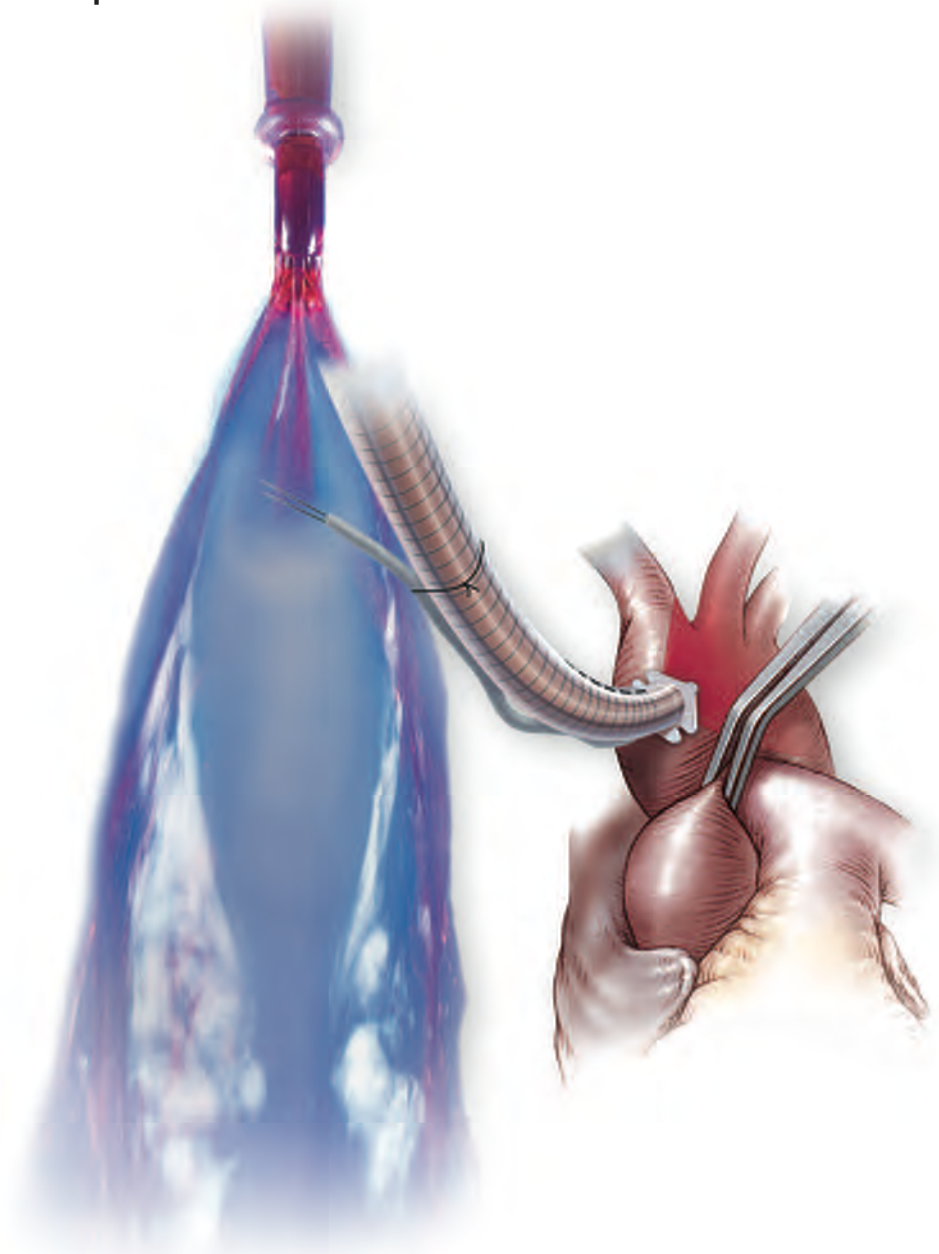
*EMBOL-X
protection
system*

*OptiSite arterial
cannula*

IN THIS SECTION

- OptiSite arterial cannula
- EMBOL-X Glide protection system
- EZ Glide aortic perfusion cannula
- Dispersion tip cannula
- Metal tip cannula

Edwards arterial cannulae are specifically designed to help you protect your patients during on-pump cardiac surgery by minimizing trauma to the aorta and by enabling less invasive surgical techniques.



EZ Glide aortic cannula



OptiSite Arterial Cannula

The OptiSite arterial cannula incorporates easy-to-use and proprietary ultra thin wall technology to provide you with a variety of safe cannulation site options designed to accommodate multiple surgical techniques and clinician preferences.

The OptiSite arterial cannula features a blunt tip introducer that allows safe insertion for additional arterial access sites such as the aorta, axillary and subclavian:

- A lock feature reduces push-back of the introducer during insertion
- Vent cap reduces back-bleed when no guidewire is used in the procedure
- Depth markings aid in placement

1 unit per case

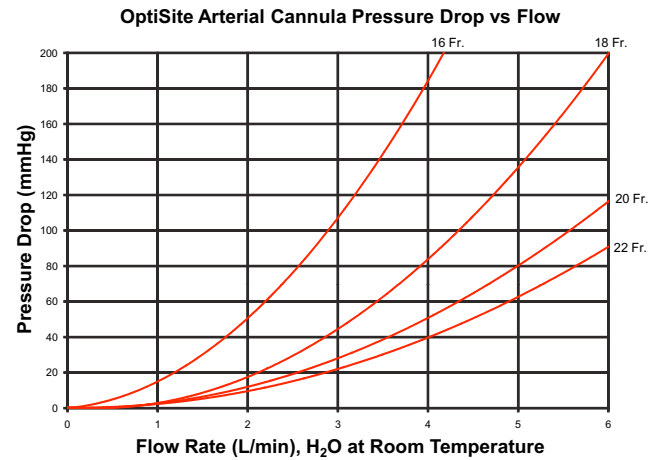
15 cm effective length

20.8 cm overall length

Blunt Tip Introducer with Guidewire

Vented 3/8 inch connector

OPTI16	16 Fr. (5.3 mm)
OPTI18	18 Fr. (6.0 mm)
OPTI20	20 Fr. (6.7 mm)
OPTI22	22 Fr. (7.3 mm)



EMBOL-X Glide Protection System

With detectable particulates released in virtually every cardiac surgery,¹⁻⁶ the prevalence and potential dangers of emboli have been well documented.^{2,6,7} Research has also demonstrated the safety and benefits of intra-aortic filtration, including reductions in certain adverse events and end-organ damage, which could potentially shorten the length of hospital stays.^{2,8,9}

The highly evolved EMBOL-X Glide protection system is the only device that combines a low-trauma outflow path with advanced filter technology—all integrated into a conventional cannula design.

The EMBOL-X protection system is available in kits, or as individual components.

1 unit per case

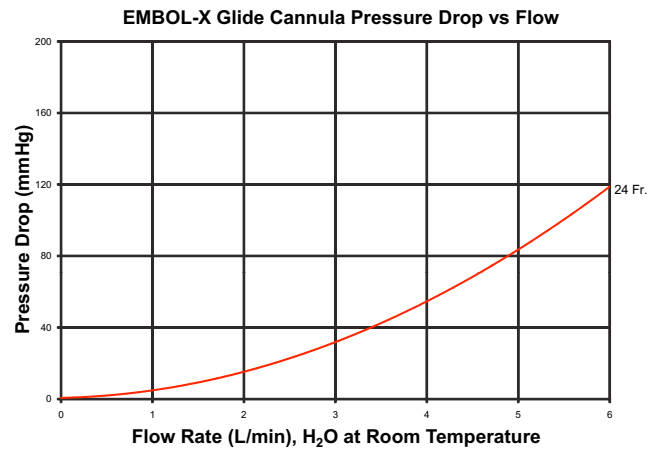
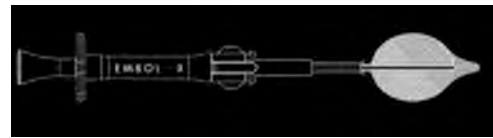
Cannula Only

11 inch (28 cm) overall length
 EXGF24D 24 Fr. (8.0 mm)



Filter Only

EXXSD	Extra small filter, ID 22–26 mm
EXSSD	Small filter, ID 26–29 mm
EXMMD	Medium filter, ID 29–32 mm
EXLLD	Large filter, ID 32–35 mm
EXXLD	Extra large filter, ID 35–40 mm



EMBOL-X Glide Protection System (continued)

Single Filter Kits

11 inch (28 cm) overall length

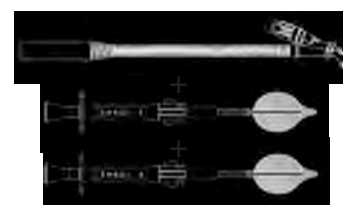
EXGF24XSD	(1) cannula + (1) extra small filter
EXGF24SSD	(1) cannula + (1) small filter
EXGF24MMD	(1) cannula + (1) medium filter
EXGF24LLD	(1) cannula + (1) large filter
EXGF24XLD	(1) cannula + (1) extra large filter



Dual Filter Kits

11 inch (28 cm) overall length

EXGF24XS2D	(1) cannula + (2) extra small filter
EXGF24SS2D	(1) cannula + (2) small filter
EXGF24MM2D	(1) cannula + (2) medium filter
EXGF24LL2D	(1) cannula + (2) large filter
EXGF24XL2D	(1) cannula + (2) extra large filter



Aortic Sizers

CA40101	EMBOL-X aortic sizer kit
---------	--------------------------



EMBOL-X Histology Tube Kit

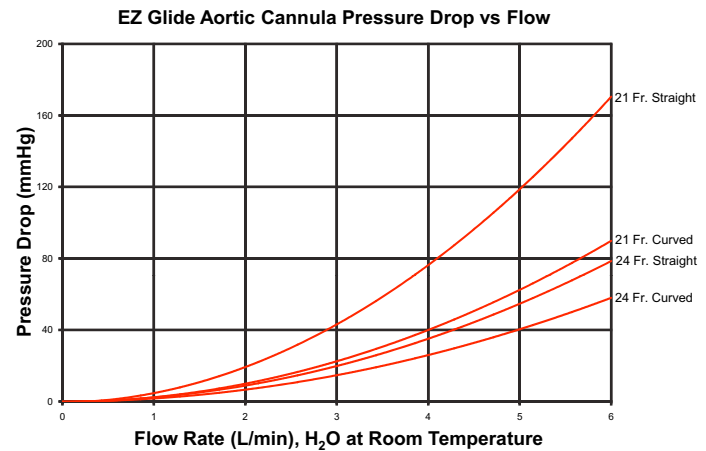
HI001	Small histology tube kit
HI002	Large histology tube kit

1. Barbut D, Hinton RB, Szatrowski TP, et al. Cerebral emboli detected during bypass surgery are associated with clamp removal. *Stroke*. Dec 1994;25(12):2398-2402.
2. Barbut D, Lo YW, Gold JP, et al. Impact of embolization during coronary artery bypass grafting on outcome and length of stay. *Ann Thorac Surg*. Apr 1997;63(4):998-1002.
3. Bergman P, Hadjinikolaou L, van der Linden J. Aortic atheroma is related to number of particulates captured by intra-aortic filtration in CABG. *Eur J Cardiothorac Surg*. Oct 2002;22(4):539-544.
4. Clark RE, Brillman J, Davis DA, Lovell MR, Price TR, Magovern GJ. Microemboli during coronary artery bypass grafting. Genesis and effect on outcome. *J Thorac Cardiovasc Surg*. Feb 1995;109(2):249-257; discussion 257-258.
5. Hammon JW, Jr., Stump DA, Kon ND, et al. Risk factors and solutions for the development of neurobehavioral changes after coronary artery bypass grafting. *Ann Thorac Surg*. Jun 1997;63(6):1613-1618.
6. Topol EJ, Yadav JS. Recognition of the importance of embolization in atherosclerotic vascular disease. *Circulation*. Feb 8 2000;101(5):570-580.
7. Roach GW, Kanchuger M, Mangano CM, et al. Adverse cerebral outcomes after coronary bypass surgery. Multicenter Study of Perioperative Ischemia Research Group and the Ischemia Research and Education Foundation Investigators. *N Engl J Med*. Dec 19 1996;335(25):1857-1863.
8. Banbury MK, Kouchoukos NT, Allen KB, et al. Emboli capture using the Embol-X intraaortic filter in cardiac surgery: a multicentered randomized trial of 1,289 patients. *Ann Thorac Surg*. Aug 2003;76(2):508-515; discussion 515.
9. Schmitz C, Weinreich S, White J, et al. Can particulate extraction from the ascending aorta reduce neurologic injury in cardiac surgery? *J Thorac Cardiovasc Surg*. Dec 2003;126(6):1829-1838.

EZ Glide Aortic Perfusion Cannula

By putting a new level of gentle, dispersive flow into an easy-to-use cannula, our enhanced EZ Glide aortic cannula helps protect patients from the potential dangers of embolic dislodgement. The unique auto-dilating tip enables fast and easy insertion, while the optimized tip angle provides centered flow inside the aorta, away from the vessel wall. Our innovative tip disperses return flow in a gentle, conical spray pattern—resulting in lowered exit force and line pressure. All of which reduces the likelihood of embolic disruption.

10 units per case



Straight Cannula

14 inch (35 cm) overall length

3/8 inch vented connector

EZS21TA	21 Fr. (7.0 mm)
EZS21QTA	21 Fr. (7.0 mm)*
EZS24TA	24 Fr. (8.0 mm)
EZS24QTA	24 Fr. (8.0 mm)*



3/8 inch non-vented connector

EZS21A	21 Fr. (7.0 mm)
EZS21QA	21 Fr. (7.0 mm)*
EZS24A	24 Fr. (8.0 mm)
EZS24QA	24 Fr. (8.0 mm)*



*These models offer a more porous vent cap design that increases the venting rate.

Curved Cannula with Suture Bump

14.8 inch (37.6 cm) overall length

3/8 inch vented connector

EZC21TA	21 Fr. (7.0 mm)
EZC24TA	24 Fr. (8.0 mm)



3/8 inch non-vented connector

EZC21A	21 Fr. (7.0 mm)
EZC24A	24 Fr. (8.0 mm)



Curved Cannula with Suture Flange

14.8 inch (37.6 cm) overall length

3/8 inch vented connector

EZF21TA	21 Fr. (7.0 mm)
EZF24TA	24 Fr. (8.0 mm)



3/8 inch non-vented connector

EZF21A	21 Fr. (7.0 mm)
EZF24A	24 Fr. (8.0 mm)



Dispersion Tip Cannula

The dispersion tip aortic cannula offers a gentle, diffuse flow and features a wire-reinforced body with a dispersion tip and a suture flange for securement to the aorta.

10 units per case

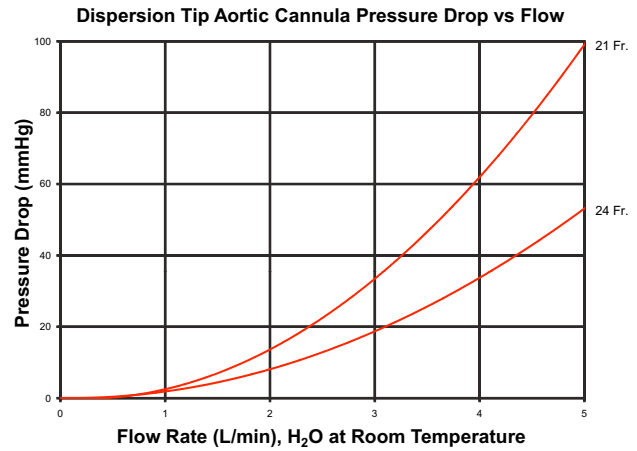
12 inch (30.5 cm) overall length

3/8 inch vented connector

DCT21TA	21 Fr. (7.0 mm)
DCT24TA	24 Fr. (8.0 mm)

3/8 inch non-vented connector

DCT21A	21 Fr. (7.0 mm)
DCT24A	24 Fr. (8.0 mm)



Metal Tip Cannula

This cannula features a curved, thin wall metal tip attached to a non-wire reinforced tapered cannula body. The cannula features a suture flange for securement to the aorta.

10 units per case

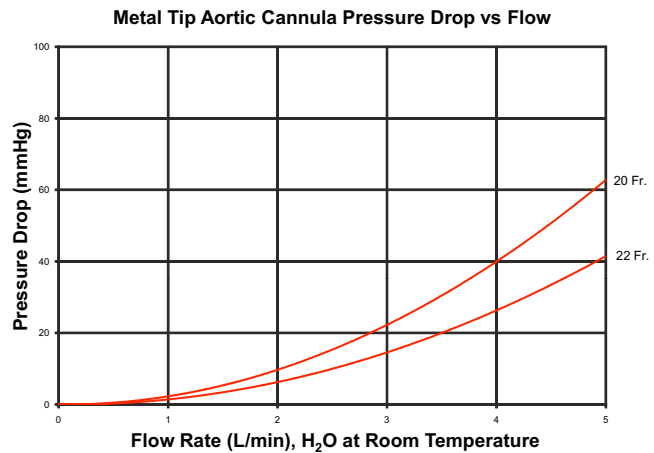
9 inch (23 cm) overall length

3/8 inch vented connector

MT020TA	20 Fr. (6.7 mm)
MT022TA	22 Fr. (7.3 mm)

3/8 inch non-vented connector

MT020A	20 Fr. (6.7 mm)
MT022A	22 Fr. (7.3 mm)



Aortic Cannula, Curved Plastic Tip

This aortic cannula features a curved plastic tip attached to a wire reinforced cannula body, with a suture flange for securement to the aorta.

10 units per case

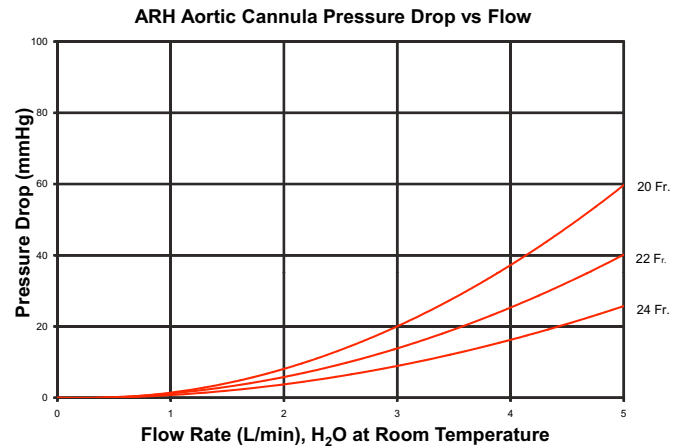
11 inch (28 cm) overall length

3/8 inch vented connector

ARH201190TA	20 Fr. (6.7 mm)
ARH221190TA	22 Fr. (7.3 mm)
ARH241190TA	24 Fr. (8.0 mm)

3/8 inch non-vented connector

ARH201190A	20 Fr. (6.7 mm)
ARH221190A	22 Fr. (7.3 mm)
ARH241190A	24 Fr. (8.0 mm)



Aortic Cannula, Straight Plastic Tip

This aortic cannula features a straight beveled plastic tip attached to a wire reinforced cannula body, with a suture flange for securement to the aorta.

10 units per case

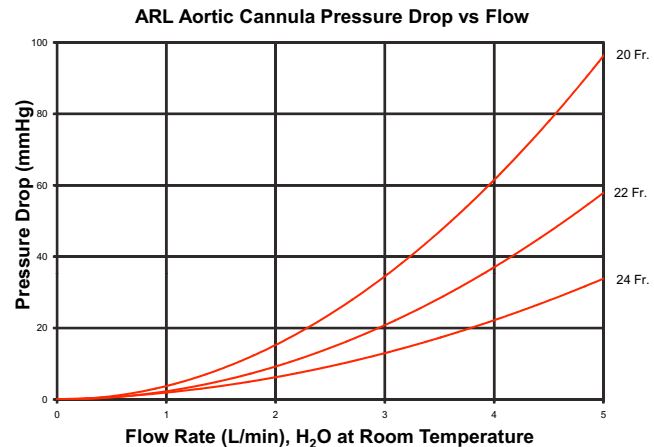
11 inch (28 cm) overall length

3/8 inch vented connector

ARL2011STA	20 Fr. (6.7 mm)
ARL2211STA	22 Fr. (7.3 mm)
ARL2411STA	24 Fr. (8.0 mm)

3/8 inch non-vented connector

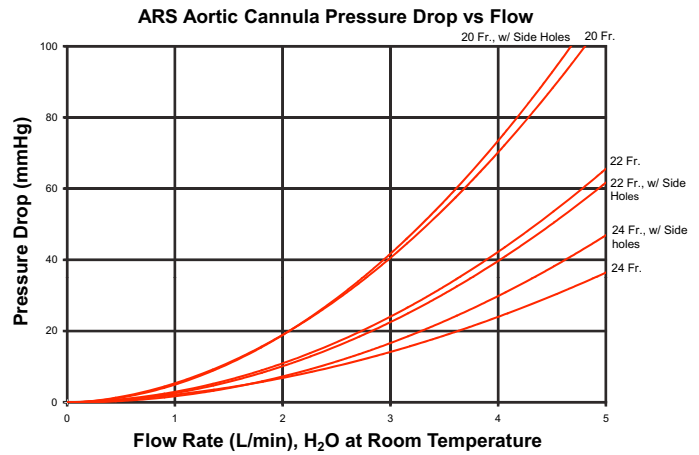
ARL2011SA	20 Fr. (6.7 mm)
ARL2211SA	22 Fr. (7.3 mm)
ARL2411SA	24 Fr. (8.0 mm)



Aortic Cannula, Plastic Tip

This cannula features an angled plastic tip attached to a wire-reinforced cannula body, with a suture bump for securement to the aorta.

10 units per case



11 inch (28 cm) overall length

Short 45° Curved Tip

3/8 inch vented connector

ARS020CSTA	20 Fr. (6.7 mm)
ARS022CSTA	22 Fr. (7.3 mm)
ARS024CSTA	24 Fr. (8.0 mm)



3/8 inch non-vented connector

ARS020CSA	20 Fr. (6.7 mm)
ARS022CSA	22 Fr. (7.3 mm)
ARS024CSA	24 Fr. (8.0 mm)



3/8 inch acceptance

ARS020CS	20 Fr. (6.7 mm)
ARS022CS	22 Fr. (7.3 mm)
ARS024CS	24 Fr. (8.0 mm)



Short 45° Curved Tip With Two Side Holes

3/8 inch acceptance

ARS022CHS	22 Fr. (7.3 mm)
-----------	-----------------



80° Curved Tip With Two Side Holes

3/8 inch acceptance

ARS020CH	20 Fr. (6.7 mm)
ARS022CH	22 Fr. (7.3 mm)



Thin Wall Aortic Cannula

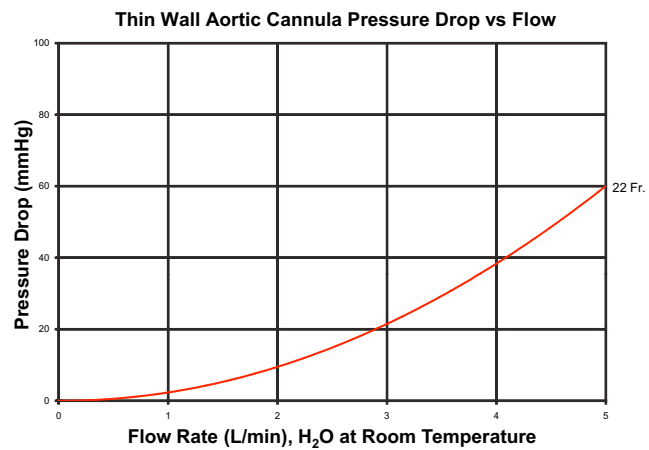
This cannula features a thin wall design for high flow rates, an extended length for insertion to the descending aorta, an obturator for ease of insertion, and an open tip with multiple side holes.

10 units per case

10 inch (25 cm) overall length

3/8 inch connector

FLEXII02216A 22 Fr. (7.3 mm)



Axillary Perfusion Cannula

The axillary perfusion cannula is specifically designed for direct cannulation of the axillary artery to establish arterial perfusion.

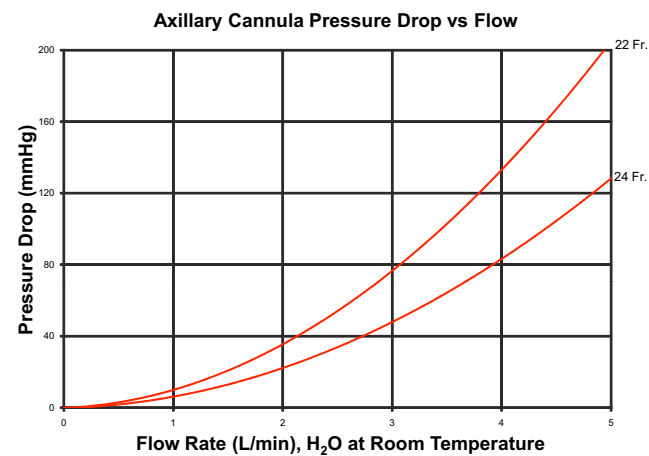
10 units per case

13 inch (33 cm) overall length

3/8 inch vented connector

AXA022 22 Fr. (7.3 mm)

AXA024 24 Fr. (8.0 mm)



Aortic Cannula, Curved Plastic Tip

This cannula features a curved plastic tip attached to a non-wire-reinforced cannula body, with a suture flange for securement to the aorta.

10 units per case

9 inch (23 cm) overall length

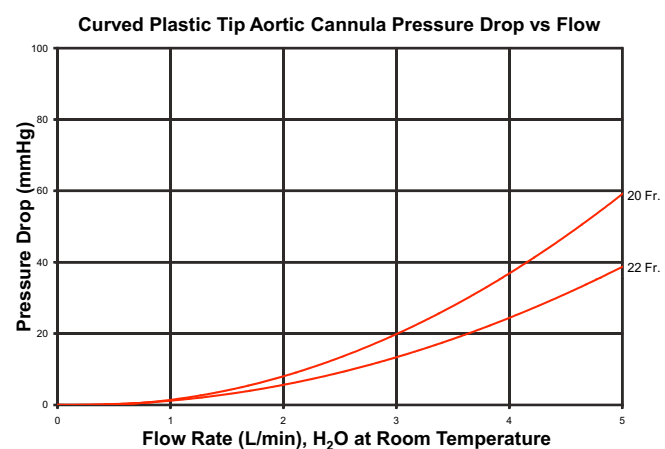
3/8 inch vented connector

AH221190TA 22 Fr. (7.3 mm)

3/8 inch non-vented connector

AH201190A 20 Fr. (6.7 mm)

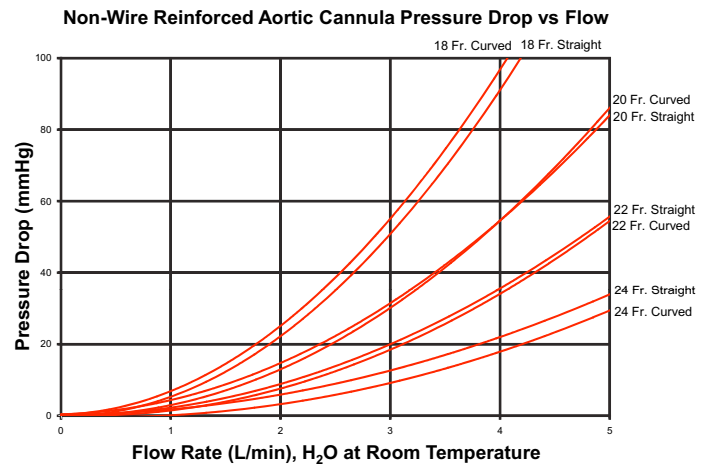
AH221190A 22 Fr. (7.3 mm)



Aortic Cannula, Straight Plastic Tip

This cannula features a plastic tip attached to a non-wire-reinforced cannula body, with a suture ring for securement to the aorta.

10 units per case



8 inch (20 cm) overall length

Straight Beveled Tip

3/8 inch vented connector

SPC203122 22 Fr. (7.3 mm)



3/8 inch acceptance

AA018S 18 Fr. (6.0 mm)

AA020S 20 Fr. (6.7 mm)

AA022S 22 Fr. (7.3 mm)

AA024S 24 Fr. (8.0 mm)



45° Angled Tip

3/8 inch non-vented connector

SPC2161 22 Fr. (7.3 mm)

SPC2014 24 Fr. (8.0 mm)




3/8 inch acceptance

AA018C 18 Fr. (6.0 mm)

AA020C 20 Fr. (6.7 mm)

AA022C 22 Fr. (7.3 mm)

AA024C 24 Fr. (8.0 mm)



Aortic Cannula, Straight Beveled Tip

This cannula features a one-piece design with a wire-reinforced cannula body, beveled tip, and tip markings to assist with placement. The product also features a moveable suture ring for securement to the aorta.

10 units per case

12 inch (30 cm) overall length

3/8 inch vented connector

AA020TFTA	20 Fr. (6.7 mm)
AA022TFTA	22 Fr. (7.3 mm)
AA024TFTA	24 Fr. (8.0 mm)

3/8 inch non-vented connector

AA020TFA	20 Fr. (6.7 mm)
AA022TFA	22 Fr. (7.3 mm)
AA024TFA	24 Fr. (8.0 mm)

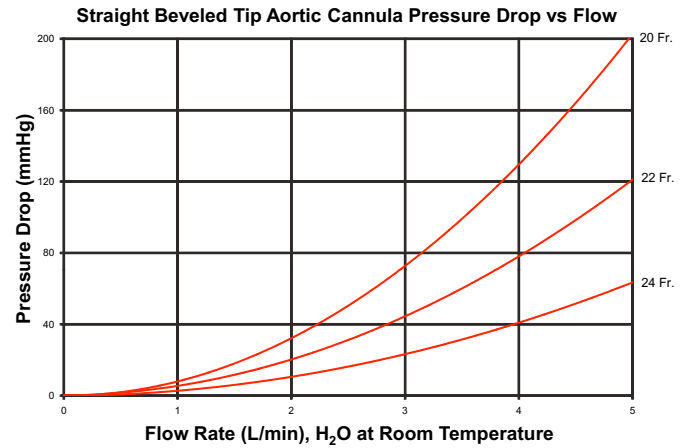
3/8 inch acceptance

AA020TF	20 Fr. (6.7 mm)
AA022TF	22 Fr. (7.3 mm)
AA024TF	24 Fr. (8.0 mm)

8 inch (20 cm) overall length

3/8 inch non-vented connector

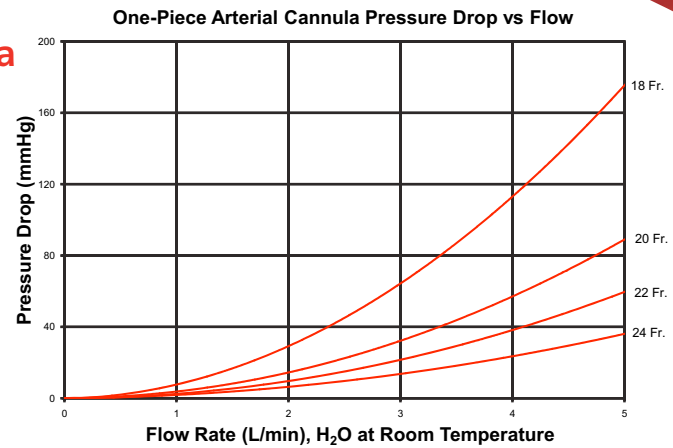
AAS020TFA	20 Fr. (6.7 mm)
AAS022TFA	22 Fr. (7.3 mm)
AAS024TFA	24 Fr. (8.0 mm)



One-Piece Arterial Perfusion Cannula

This arterial cannula features a one-piece design with a non-wire-reinforced body and a straight beveled tip.

10 units per case



6 inch (15 cm) overall length
3/8 inch acceptance

Suture Bump

APC018B	18 Fr. (6.0 mm)
APC020B	20 Fr. (6.7 mm)
APC022B	22 Fr. (7.3 mm)
APC024B	24 Fr. (8.0 mm)



No Suture Bump

APC018	18 Fr. (6.0 mm)
APC020	20 Fr. (6.7 mm)
APC022	22 Fr. (7.3 mm)
APC024	24 Fr. (8.0 mm)



Arterial Cannula Accessories

These accessories can be used in conjunction with Edwards arterial cannulae.

10 units per case

Vent plugs and vent caps

Compatible with 1/4 inch acceptance

VP025 20 micron porous vent plug

Compatible with 3/8 inch acceptance

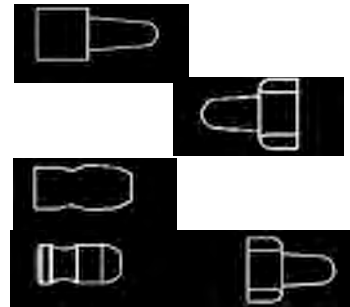
VP038 20 micron porous vent plug

Compatible with 3/8 inch connector

SPC2063 20 micron porous vent cap

Compatible with 3/8 inch acceptance and 3/8 inch connector

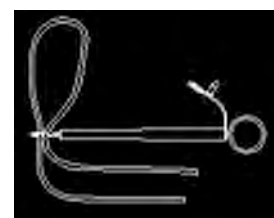
ISP3149 100 micron porous vent plug and vent cap



Vascular Tourniquet

2 per pouch

TK2 5 inch (12.7 cm) sheath



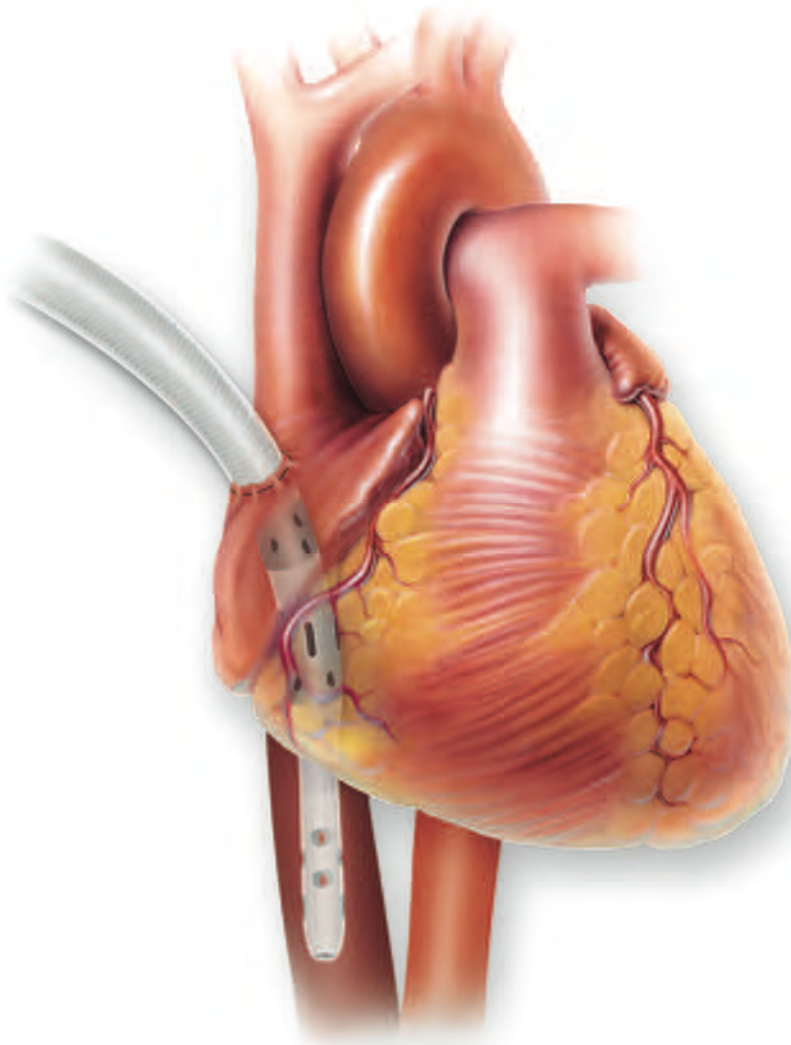
Venous Cannulae

Edwards Venous Cannulae

Edwards Lifesciences offers a wide range of venous cannulae configurations and sizes, with our proprietary thin wall technology, smooth tapered tips and wire reinforcement systems to protect your patient's individual needs.



*Thin-Flex
venous cannula*




IN THIS SECTION

- Thin-Flex triple stage cannula
- Thin-Flex dual stage cannula
- Trim-Flex venous cannula
- Vacuum assist venous cannula
- Malleable single stage venous cannula
- Thin-Flex single stage cannula

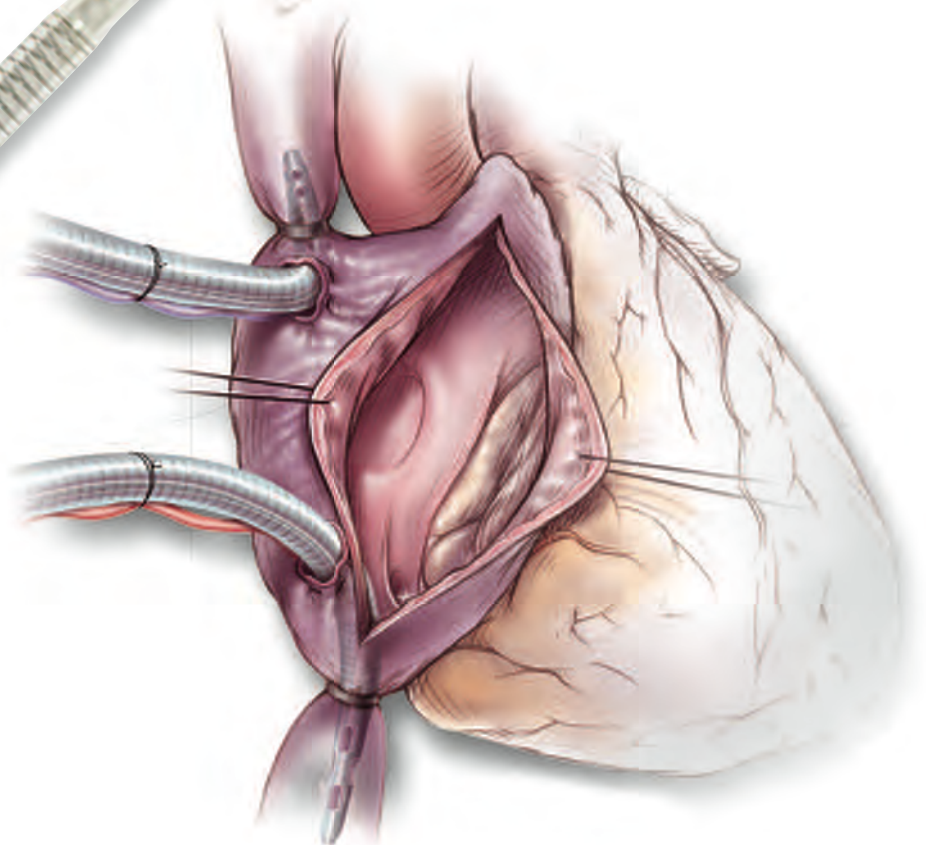
Edwards venous return cannulae are designed to meet the challenges of today's cardiac surgeries by providing high flow drainage with minimal intrusion into the surgical field.



Thin-Flex venous cannula



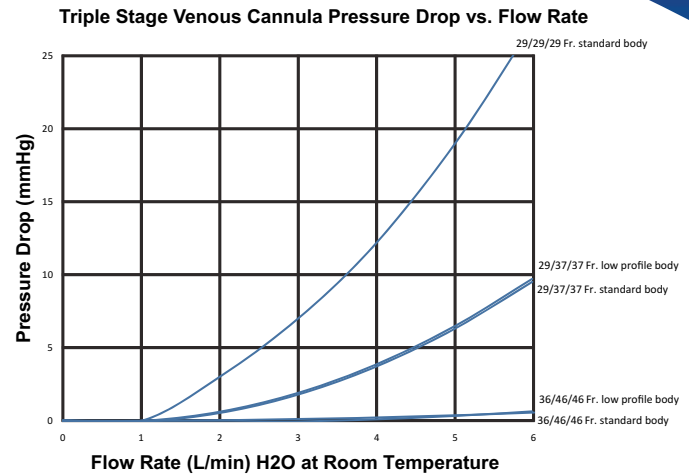
Thin-Flex single stage venous cannula



Triple Stage Venous Cannula

These cannulae feature a unique dual atrial basket which has been designed to provide consistently high flow rates, regardless of how the heart is manipulated. Proprietary thin wall technology and open lighthouse tip allow for higher flows than conventional cannulae. These cannulae are compatible with vacuum assist venous drainage.

10 units per case



Standard Profile Cannula

14.5 inch (37 cm) overall length

1/2 inch non-vented connector

TF293702A 29/37/37 Fr. (9.6/12.3/12.3 mm)

1/2 inch acceptance

TF293702 29/37/37 Fr. (9.6/12.3/12.3 mm)



16 inch (40 cm) overall length

3/8 inch non-vented connector

TF292902A 29/29/29 Fr. (9.6/9.6/9.6 mm)

3/8 inch acceptance

TF292902 29/29/29 Fr. (9.6/9.6/9.6 mm)

1/2 inch non-vented connector

TF364602A 36/46/46 Fr. (12.0/15.3/15.3 mm)

1/2 inch acceptance

TF364602 36/46/46 Fr. (12.0/15.3/15.3 mm)



Trim-Flex Low Profile Cannula


14.5 inch (37 cm) overall length

1/2 inch non-vented connector

TRF293702A 29/37/37 Fr. (9.6/12.3/12.3 mm)

1/2 inch acceptance

TRF293702 29/37/37 Fr. (9.6/12.3/12.3 mm)




16 inch (40 cm) overall length

1/2 inch non-vented connector

TRF364602A 36/46/46 Fr. (12.0/15.3/15.3 mm)

1/2 inch acceptance

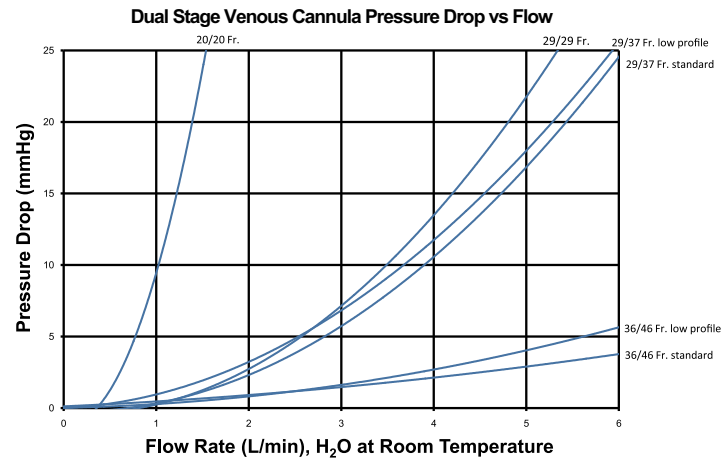
TRF364602 36/46/46 Fr. (12.0/15.3/15.3 mm)



Thin-Flex Dual Stage Venous Cannula

The Thin-Flex dual stage venous cannula features a thin wall, kink resistant, wire-reinforced body. The tip is open with multiple ports designed to increase venous drainage. The patented drainage baskets are designed to provide increased resistance to collapse.

10 units per case



Standard Profile Cannula

14 inch (35 cm) overall length

1/4 inch or 3/8 inch acceptance

TF2020O 20/20 Fr. (6.7/6.7 mm)



14.5 inch (37 cm) overall length

1/2 inch non-vented connector

TF2937OA 29/37 Fr. (9.6/12.3 mm)



1/2 inch acceptance

TF2937O 29/37 Fr. (9.6/12.3 mm)



16 inch (40 cm) overall length

3/8 inch non-vented connector

TF292901A 29/29 Fr. (9.6/9.6 mm)



3/8 inch acceptance

TF292901 29/29 Fr. (9.6/9.6 mm)



1/2 inch non-vented connector

TF3646OA 36/46 Fr. (12.0/15.3 mm)

TF3343OA 33/43 Fr. (11.0/14.3 mm)



1/2 inch acceptance

TF3646O 36/46 Fr. (12.0/15.3 mm)

TF3343O 33/43 Fr. (11.0/14.3 mm)



Trim-Flex Low Profile Cannula

14.5 inch (37 cm) overall length

1/2 inch non-vented connector

TRF2937OA 29/37 Fr. (9.6/12.3 mm)



1/2 inch acceptance

TRF2937O 29/37 Fr. (9.6/12.3 mm)



16 inch (40 cm) overall length

1/2 inch non-vented connector

TRF3646OA 36/46 Fr. (12.0/15.3 mm)



1/2 inch acceptance

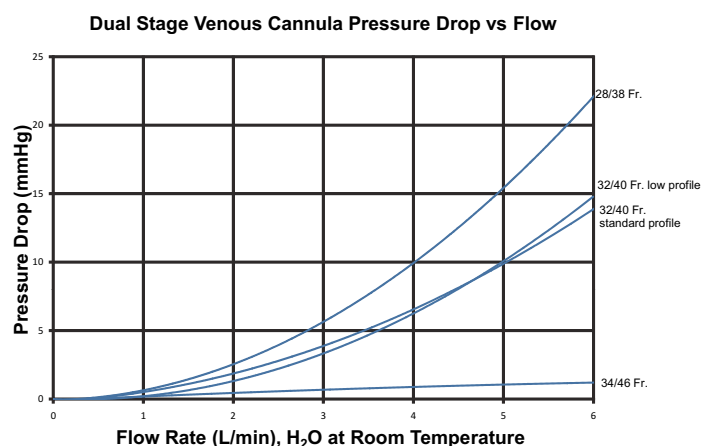
TRF3646O 36/46 Fr. (12.0/15.3 mm)



Dual Stage Venous Cannula

The dual stage venous cannula features a one-piece, kink resistant, wire-reinforced body. The tips have multiple ports designed to increase venous drainage. The patented drainage baskets are designed to provide increased resistance to collapse.

10 units per case



Open Lighthouse Tip

16 inch (40 cm) overall length

1/2 inch non-vented connector

TR3240OA 32/40 Fr. (10.6/13.3 mm)

1/2 inch acceptance

TR3240O 32/40 Fr. (10.6/13.3 mm)



Open Lighthouse Tip - Flattened


16 inch (40 cm) overall length

1/2 inch non-vented connector

TRF3240OA 32/40 Fr. (10.6/13.3 mm)

1/2 inch acceptance

TRF3240O 32/40 Fr. (10.6/13.3 mm)



Extended Drainage Open Lighthouse Tip

16 inch (40 cm) overall length

1/2 inch acceptance

PWR3240MH 32/40 Fr. (10.6/13.3 mm)

PWR3446MH 34/46 Fr. (11.3/15.3 mm)



Lighthouse Tip

16 inch (40 cm) overall length

1/2 inch non-vented connector

SPC2740 32/40 Fr. (10.6/13.3 mm)

1/2 inch acceptance

TR2838L 28/38 Fr. (9.3/12.6 mm)

TR3240L 32/40 Fr. (10.6/13.3 mm)

TR3446L 34/46 Fr. (11.3/15.3 mm)



Vacuum Assist Venous Cannula

The low profile single stage venous cannula is designed specifically for use with vacuum assist venous drainage, and features Thin-Flex construction and unique tip hole design to provide increased venous drainage.

10 units per case

14 inch (35 cm) overall length

3/8 acceptance

Straight Cannula, Standard Tip

VC022 22 Fr. (7.3 mm)



Straight Cannula, Short Tip

VCS022 22 Fr. (7.3 mm)
VCS024 24 Fr. (8.0 mm)



Right Angled Cannula, Standard Tip

VC02290 22 Fr. (7.3 mm)



Right Angled Cannula, Short Tip

VCS02290 22 Fr. (7.3 mm)
VCS02490 24 Fr. (8.0 mm)
VCS02690 26 Fr. (8.7 mm)
VCS02890 28 Fr. (9.3 mm)



Malleable Single Stage Venous Cannula

The malleable single stage venous cannula features a one-piece, wire-reinforced cannula body with an internal malleable wire, which allows the cannula to be configured or shaped differently based on individual clinical needs and surgical approach. This cannula also features an open lighthouse tip that is designed to maximize venous drainage.

10 units per case

14 inch (35 cm) overall length

1/4 inch or 3/8 inch acceptance

TFM018L	18 Fr. (6.0 mm)
TFM020L	20 Fr. (6.7 mm)
TFM022L	22 Fr. (7.3 mm)
TFM024L	24 Fr. (8.0 mm)

3/8 inch acceptance

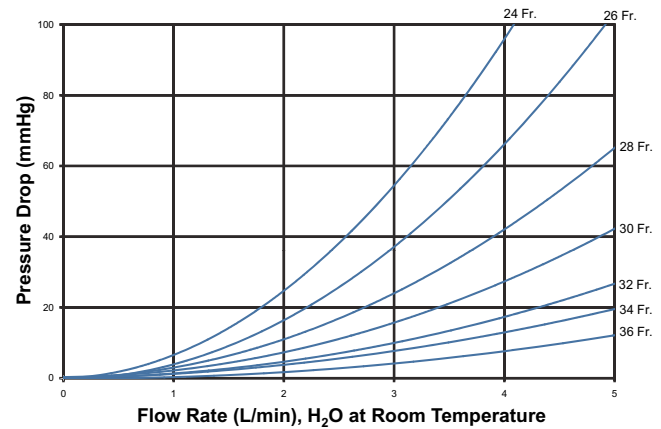
TFM026L	26 Fr. (8.7 mm)
TFM028L	28 Fr. (9.3 mm)

16 inch (40 cm) overall length

3/8 inch acceptance

TFM030L	30 Fr. (10.0 mm)
TFM032L	32 Fr. (10.7 mm)
TFM034L	34 Fr. (11.3 mm)
TFM036L	36 Fr. (12.0 mm)

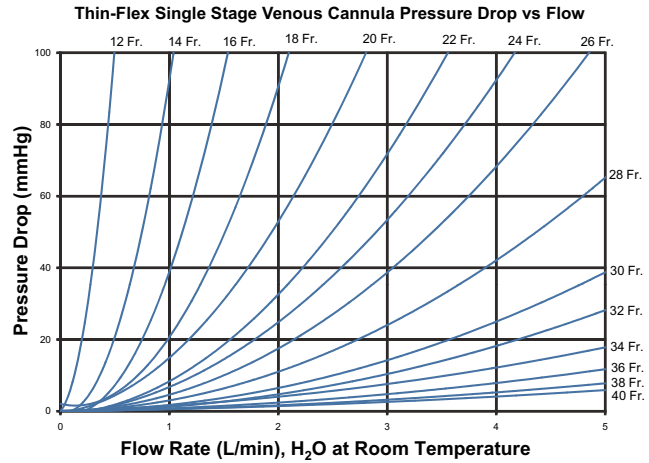
Malleable Single Stage Venous Cannula Pressure Drop vs Flow



Thin-Flex Single Stage Venous Cannula

The one piece wire-reinforced Thin-Flex single stage venous cannula features a proprietary thin wall design that helps maximize venous drainage. The tip has multiple ports designed to increase venous drainage.

10 units per case



Straight Open Lighthouse Tip

11 inch (28 cm) overall length

1/4 inch acceptance

TF012L	12 Fr. (4.0 mm)
TF014L	14 Fr. (4.7 mm)
TF016L	16 Fr. (5.3 mm)



14 inch (35 cm) overall length

1/4 inch or 3/8 inch acceptance

TF018L	18 Fr. (6.0 mm)
TF020L	20 Fr. (6.7 mm)
TF022L	22 Fr. (7.3 mm)
TF024L	24 Fr. (8.0 mm)



3/8 inch acceptance

TF026L	26 Fr. (8.7 mm)
TF028L	28 Fr. (9.3 mm)



16 inch (40 cm) overall length

3/8 inch acceptance

TF030L	30 Fr. (10.0 mm)
TF032L	32 Fr. (10.7 mm)
TF034L	34 Fr. (11.3 mm)
TF036L	36 Fr. (12.0 mm)
TF038L	38 Fr. (12.6 mm)
TF040L	40 Fr. (13.3 mm)



Straight Open Lighthouse Tip with Multiple Side Holes

16 inch (40 cm) overall length

3/8 inch acceptance

TF032MH	32 Fr. (10.7 mm)
TF036MH	36 Fr. (12.0 mm)



Thin-Flex Single Stage Venous Cannula (*continued*)

Right Angled Open Lighthouse Tip

11 inch (28 cm) overall length

1/4 inch acceptance

TF012L90	12 Fr. (4.0 mm)
TF014L90	14 Fr. (4.7 mm)
TF016L90	16 Fr. (5.3 mm)



14 inch (35 cm) overall length

1/4 inch or 3/8 inch acceptance

TF018L90	18 Fr. (6.0 mm)
TF020L90	20 Fr. (6.7 mm)
TF022L90	22 Fr. (7.3 mm)
TF024L90	24 Fr. (8.0 mm)



3/8 inch acceptance

TF026L90	26 Fr. (8.7 mm)
TF028L90	28 Fr. (9.3 mm)



16 inch (40 cm) overall length

3/8 inch acceptance

TF030L90	30 Fr. (10.0 mm)
TF032L90	32 Fr. (10.7 mm)
TF034L90	34 Fr. (11.3 mm)
TF036L90	36 Fr. (12.0 mm)
TF038L90	38 Fr. (12.6 mm)
TF040L90	40 Fr. (13.3 mm)



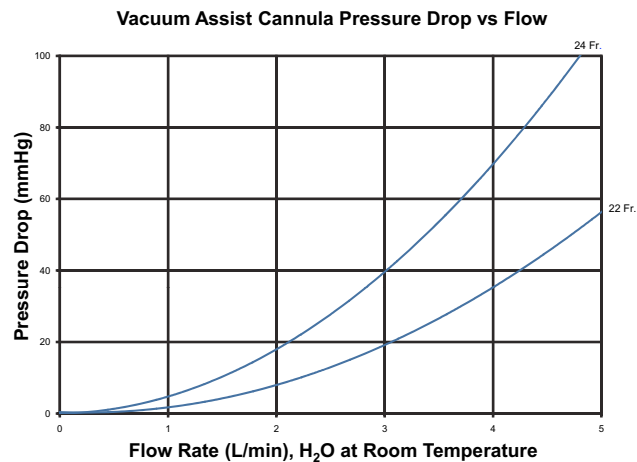
Vacuum Assist Cannula

The low profile venous cannula features multiple side holes designed to minimize occlusion and an internal dilator to assist with placement through minimal incisions, and is designed specifically for use with vacuum assist venous drainage.

10 units per case

15 inch (37.5 cm) overall length
3/8 inch non-vented connector
FLEXII022V 22 Fr. (7.3 mm)

14 inch (35 cm) overall length
3/8 inch vented connector
TFV024 24 Fr. (8.0 mm)

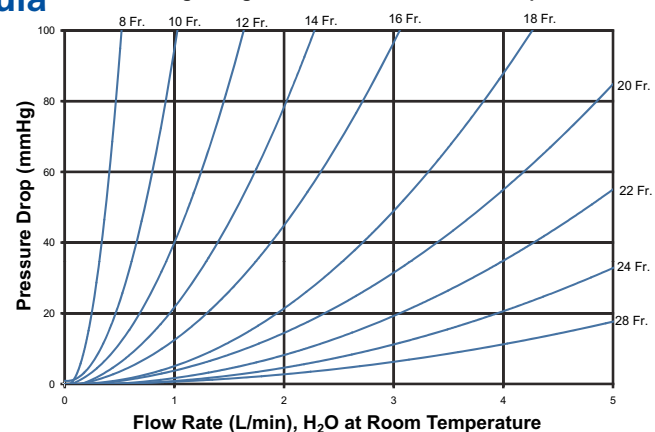


Thin-Flex Single Stage Venous Cannula

The Thin-Flex dual stage venous cannula features a thin wall, kink resistant, wire-reinforced body. The tip is open with multiple ports designed to increase venous drainage. The patented drainage baskets are designed to provide increased resistance to collapse.

10 units per case

Thin-Flex Single Stage Venous Cannula Pressure Drop vs Flow



90° Plastic Tip with Side Holes

11 inch (28 cm) overall length
1/4 inch acceptance
TF008O90 8 Fr. (2.7 mm)
TF010O90 10 Fr. (3.3 mm)



13 inch (33 cm) overall length
1/4 inch or 3/8 inch acceptance
TF012O90 12 Fr. (4.0 mm)
TF014O90 14 Fr. (4.7 mm)
TF016O90 16 Fr. (5.3 mm)



14 inch (35 cm) overall length
3/8 inch acceptance
TF018O90 18 Fr. (6.0 mm)
TF020O90 20 Fr. (6.7 mm)



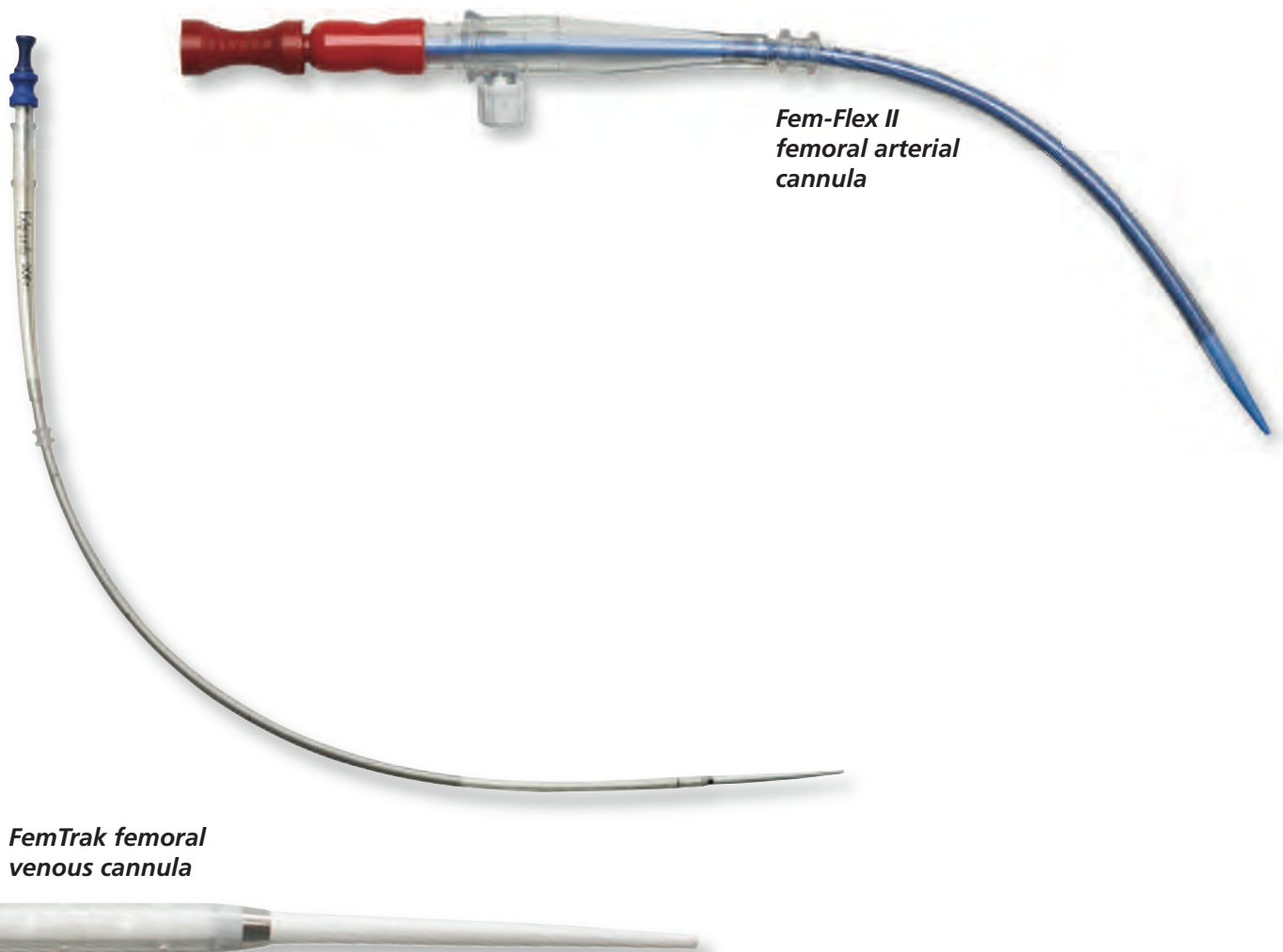
15 inch (38 cm) overall length
3/8 inch acceptance
TF022O90 22 Fr. (7.3 mm)
TF024O90 24 Fr. (8.0 mm)
TF028O90 28 Fr. (9.3 mm)



Femoral Cannulae

Edwards Femoral Cannulae

Edwards Lifesciences offers easy-to-use and ultra thin wall femoral cannulae designed to accommodate multiple surgical techniques and a variety of clinician preferences.



*Fem-Flex II
femoral arterial
cannula*

*FemTrak femoral
venous cannula*

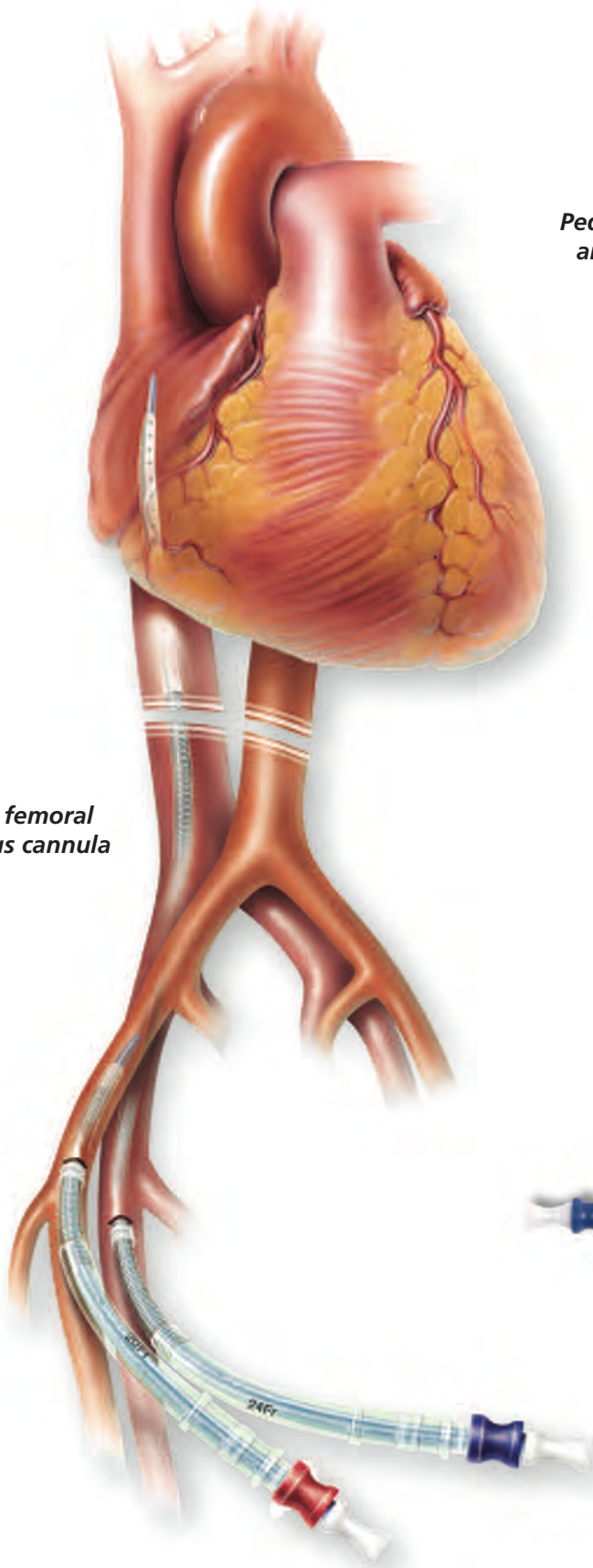
IN THIS SECTION

- Fem-Flex II femoral arterial cannula
- Femoral venous cannula
- VFEM adult femoral venous cannula
- FemTrak femoral venous cannula
- Percutaneous insertion kit

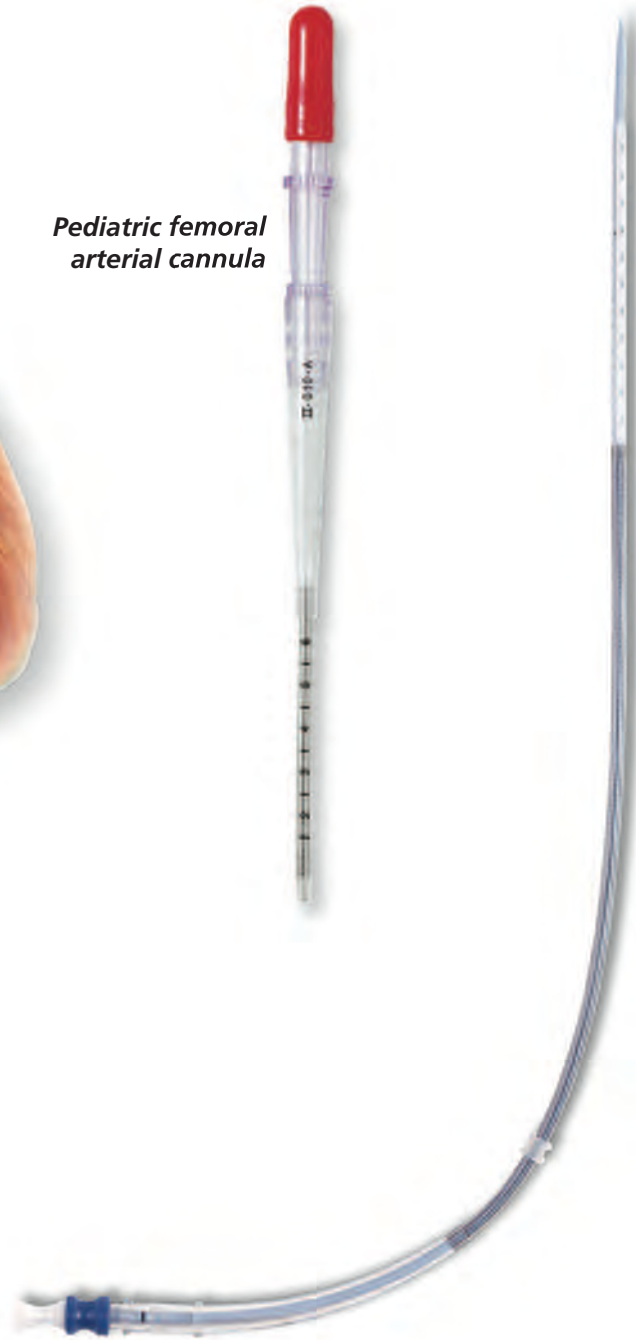
Femoral Cannulae

Edwards femoral cannulae are specifically designed to help you protect your patients during on-pump cardiac surgery by minimizing trauma and expanding your surgical options.

VFEM femoral venous cannula

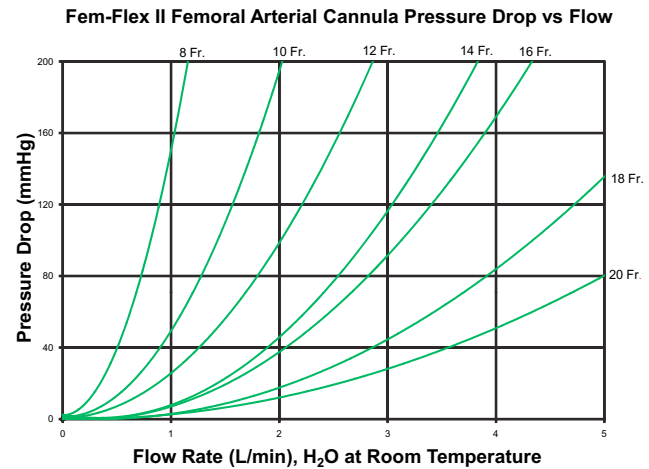


Pediatric femoral arterial cannula



Fem-Flex II Femoral Arterial Cannula

The femoral arterial cannula features wire-reinforced ultra thin wall technology that helps minimize kinking and maximize flow rates, and a tapered tip and smooth dilator-to-cannula transition for ease of insertion.



Pediatric

5 units per case

7.75 inch (19.7 cm) overall length


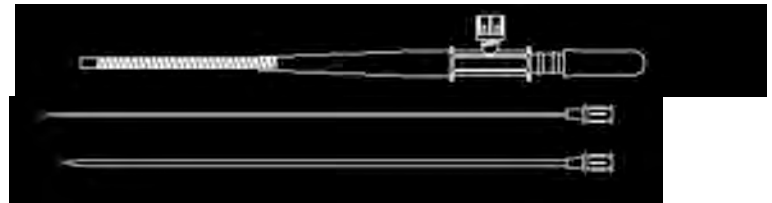
2.6 inch (6.5 cm) effective length

1/4 inch vented connector

FEMII008AT	8 Fr. (2.7 mm)
FEMII010AT	10 Fr. (3.3 mm)
FEMII012AT	12 Fr. (4.0 mm)
FEMII014AT	14 Fr. (4.7 mm)

1/4 inch non-vented connector

FEMII008A	8 Fr. (2.7 mm)
FEMII010A	10 Fr. (3.3 mm)
FEMII012A	12 Fr. (4.0 mm)
FEMII014A	14 Fr. (4.7 mm)



Adult

1 unit per case

9.5 inch (24 cm) overall length

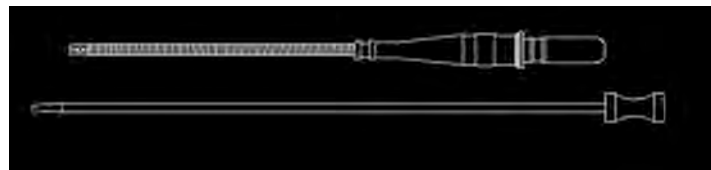

6.0 inch (15 cm) effective length

3/8 inch vented connector

FEMII016A	16 Fr. (5.3 mm)
FEMII018A	18 Fr. (6.0 mm)
FEMII020A	20 Fr. (6.7 mm)

3/8 inch non-vented connector

FEMII016AS	16 Fr. (5.3 mm)
FEMII018AS	18 Fr. (6.0 mm)
FEMII020AS	20 Fr. (6.7 mm)

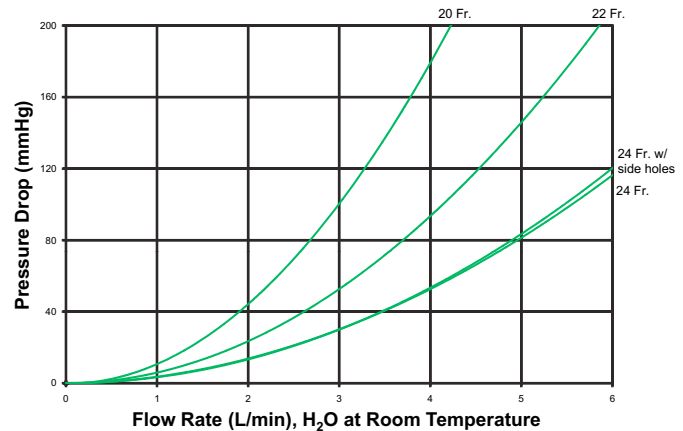


Fem-Flex Arterial Cannula with Internal Dilator

The Fem-Flex arterial cannula features a one-piece wire-reinforced cannula body with an internal dilator.

5 units per case

Fem-Flex Femoral Arterial Cannula Pressure Drop vs Flow



Open Tip

3/8 inch vented connector

TFA02025	20 Fr. (6.7 mm)
TFA02225	22 Fr. (7.3 mm)
TFA02425	24 Fr. (8.0 mm)



Open Tip with Side Holes

3/8 inch vented connector

TFA02425H	24 Fr. (8.0 mm)
-----------	-----------------

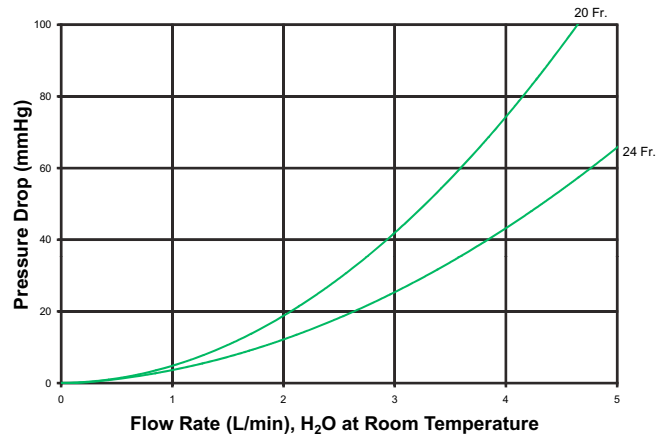


FemTrak Femoral Venous Cannula

The FemTrak venous cannula features a wire-reinforced ultra thin wall body that helps minimize kinking and maximize flow rates, a metal ferrule to provide an atraumatic and smooth transition between cannula and introducer, and a soft, flexible tip on the introducer designed to navigate through tortuous anatomy.

1 unit per case

FemTrak Femoral Venous Cannula Pressure Drop vs Flow



3/8 inch non-vented connector

29.2 inch (74.2 cm) overall length
FTV020 20 Fr. (6.7 mm)

34.3 inch (87.2 cm) overall length
FTV024 24 Fr. (8.0 mm)



VFEM Adult Femoral Venous Cannula

The femoral venous cannula features a wire-reinforced ultra thin wall body that helps minimize kinking and maximize flow rates, and a tapered tip and smooth dilator-to-cannula for ease of insertion. The distal portion of the cannula features an extended section of drainage holes designed to maximize venous drainage.

1 unit per case

3/8 inch non-vented connector

29 inch (73 cm) overall length /

21.6 inch (55 cm) effective length

VFEM018 18 Fr. (6.0 mm)

VFEM020 20 Fr. (6.7 mm)

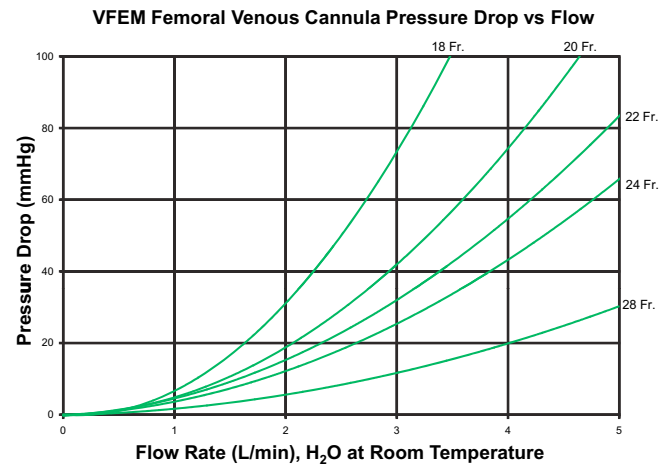
VFEM022 22 Fr. (7.3 mm)

34 inch (86 cm) overall length /

26.8 inch (68 cm) effective length

VFEM024 24 Fr. (8.0 mm)

VFEM028 28 Fr. (9.3 mm)



Fem-Flex II Pediatric Femoral Venous Cannula

The femoral venous cannula features a wire-reinforced ultra thin wall body that helps minimize kinking and maximize flow rates, and a tapered tip and smooth dilator-to-cannula transition for ease of insertion. The distal portion of the cannula features an extended section of drainage holes designed to maximize venous drainage.

5 units per case

9.5 inch (24 cm) overall length

1/4 inch non-vented connector

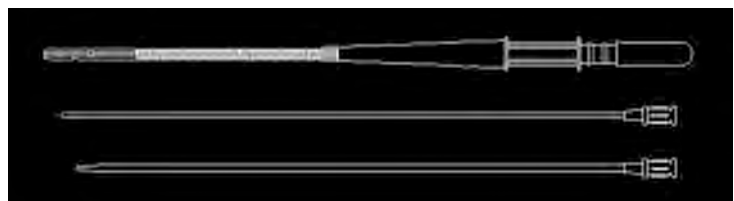
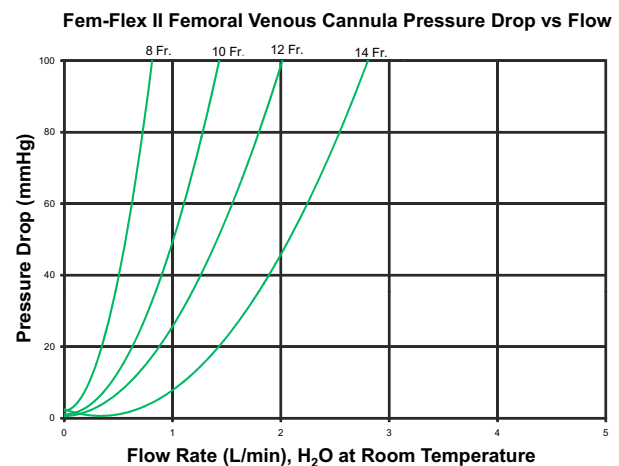
4.5 inch (11.5 cm) effective length

FEMII008V 8 Fr. (2.7 mm)

FEMII010V 10 Fr. (3.3 mm)

FEMII012V 12 Fr. (4.0 mm)

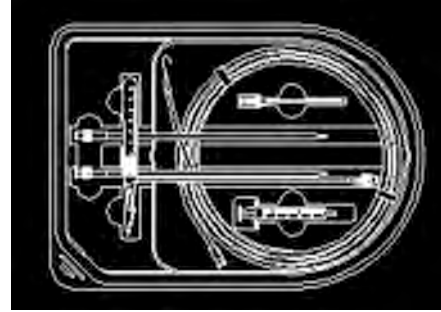
FEMII014V 14 Fr. (4.7 mm)



Percutaneous Insertion Kit

The percutaneous insertion kit is designed to facilitate percutaneous insertion of a femoral cannula. The kit includes the following components:

- #11 scalpel
- 18 ga. insertion needle
- 5 ml syringe
- three dilators: 8 Fr./12 Fr./16 Fr.
- 0.038 inch guidewire



5 units per case

Arterial Insertion Kit

PIKA	100 cm guidewire
------	------------------

Venous Insertion Kit

PIKV	210 cm guidewire
------	------------------

Femoral Cannulae Accessories

10 units per case

72 inch (184 cm) overall length

Guide Catheter

GC014L	14 Fr. (4.7 mm)
--------	-----------------



Dilator with #11 Scalpel

DIL012	12 Fr. (4.0 mm)
--------	-----------------



Guidewire with 18 ga. Insertion Needle

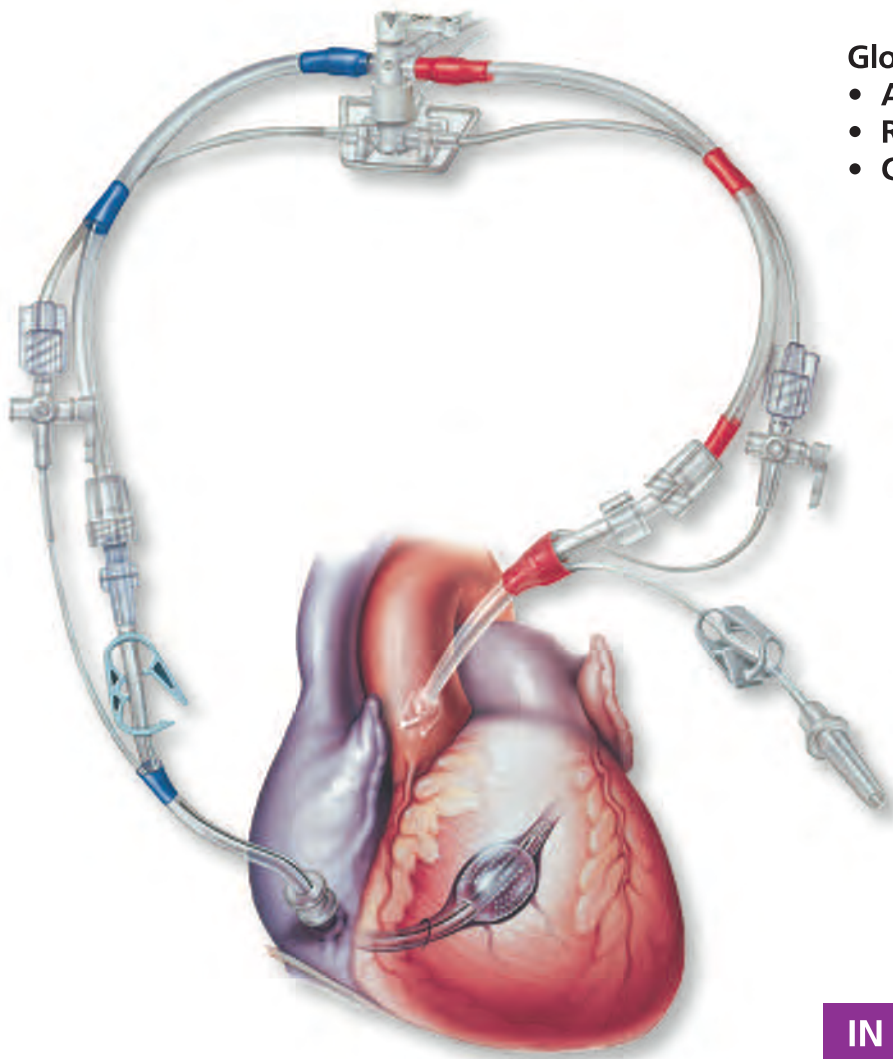
ART100	100 cm; 0.038 inch guidewire, 5 ml syringe and insertion needle
VEN210	210 cm 0.038 inch guidewire, 5 ml syringe and insertion needle



Cardioplegia Cannulae

Edwards Cardioplegia Cannulae and Accessories

Edwards Lifesciences provides a wide range of antegrade and retrograde cardioplegia products designed to maximize global myocardial protection and allow you to provide a greater level of care for your patients.



Global myocardial protection with:

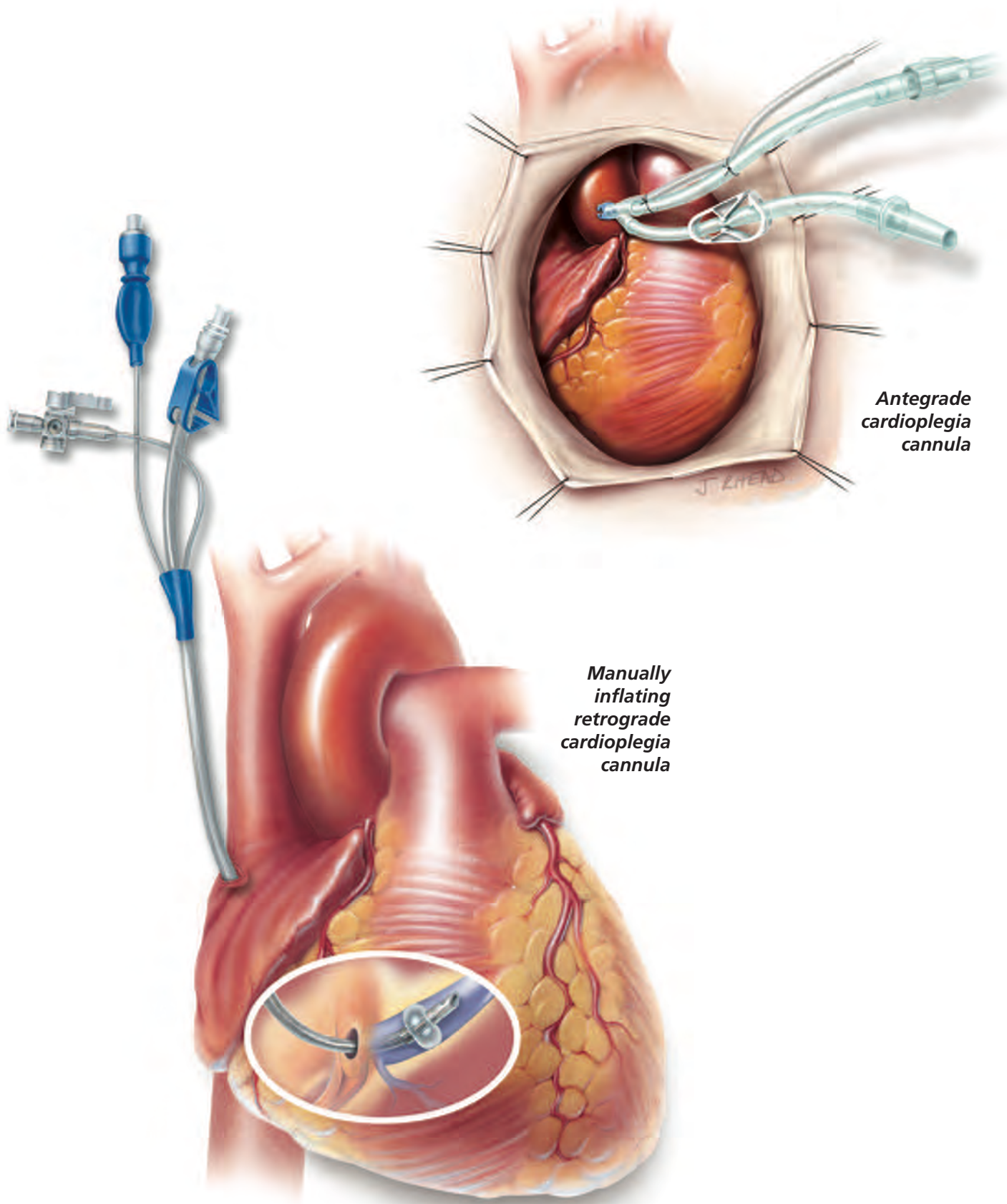
- Antegrade cannula
- Retrograde catheter
- Cardioplegia delivery set

IN THIS SECTION

- Self-inflating retrograde cardioplegia catheter
- Manually inflating retrograde cardioplegia catheter
- Antegrade cardioplegia cannula
- Cardioplegia accessories and sets
- Monitoring and infusion sets

Cardioplegia Cannulae

Edwards cardioplegia cannulae are specifically designed to help you protect your patients during on-pump cardiac surgery by maximizing myocardial protection.



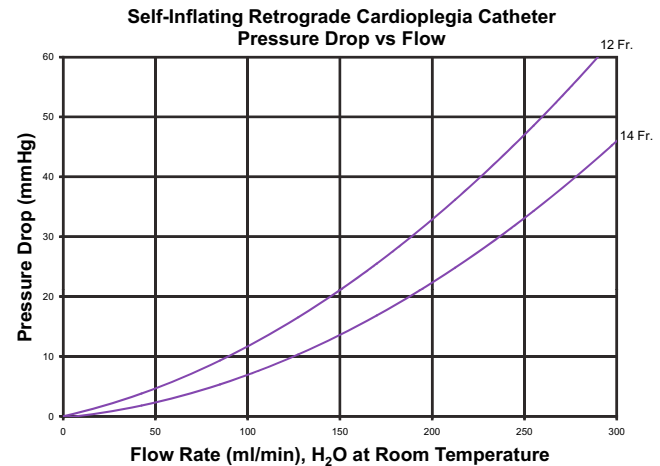
*Antegrade
cardioplegia
cannula*

*Manually
inflating
retrograde
cardioplegia
cannula*

Self-Inflating Retrograde Cardioplegia Catheter with Retractable Guard Technology

The self-inflating retrograde cardioplegia catheter is designed to maximize patient protection by providing global myocardial protection. It features a self-inflating balloon that inflates when cardioplegia is being delivered, and a variety of handle and stylet designs that facilitate insertion for a variety of surgical techniques. It also features the proprietary Retractable Guard technology, which helps the cannula retain its shape after deployment in the patient and helps prevent balloon slippage, particularly during posterior grafting procedures.

10 units per case




Pre-Shaped Stylet and Handle

10.6 inch (27 cm) overall length

18 mm textured balloon
RC2014S 14 Fr. (4.7 mm)


20 mm textured balloon
RC2014LBS 14 Fr. (4.7 mm)



12.5 inch (32 cm) overall length

18 mm textured balloon
RC2012 12 Fr. (4.0 mm)
RC2014 14 Fr. (4.7 mm)

20 mm textured balloon
RC2014LB 14 Fr. (4.7 mm)



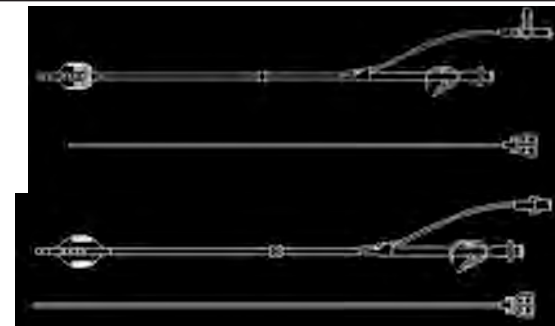
Guidewire Stylet

12.5 inch (32 cm) overall length

18 mm textured balloon
RC2012M 12 Fr. (4.0 mm)
RC2014M 14 Fr. (4.7 mm)

20 mm textured balloon
RC2014LBM 14 Fr. (4.7 mm)
ISP3031 14 Fr. (4.7 mm)*

*Female luer instead of stopcock



Hourglass Handle and Guidewire Stylet

12.5 inch (32 cm) overall length

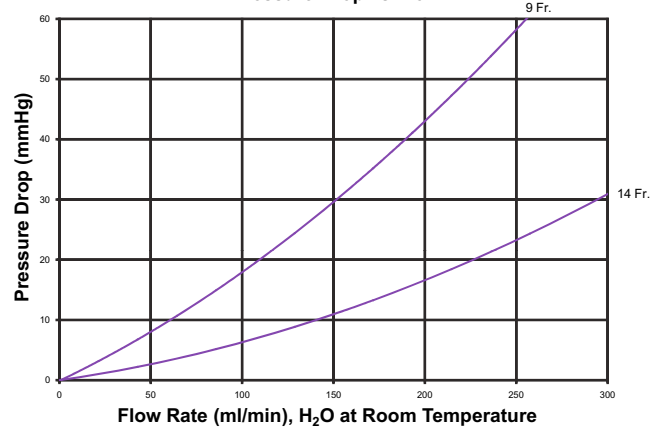
18 mm textured balloon
ISP3098 14 Fr. (4.7 mm)



Self-Inflating Retrograde Cardioplegia Catheter

The self-inflating retrograde cardioplegia catheter is designed to maximize patient protection by providing global myocardial protection. It features a self-inflating balloon that inflates when cardioplegia is being delivered, a variety of handle and stylet designs that facilitate insertion for a variety of surgical techniques, and a polyurethane body.

Self-Inflating Retrograde Cardioplegia Catheter
Pressure Drop vs Flow



Pre-Shaped Stylet and Handle

5 units per case

8 inch (20 cm) overall length

9 mm smooth balloon

RC09 9 Fr. (3.0 mm)

10 units per case

10.6 inch (27 cm) overall length

18 mm smooth balloon

RC014 14 Fr. (4.7 mm)

20 mm smooth balloon

NPC014 14 Fr. (4.7 mm)

14 mm textured balloon



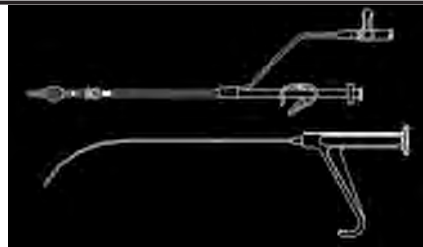
RC014IT 14 Fr. (4.7 mm)

18 mm textured balloon

RC014T 14 Fr. (4.7 mm)

20 mm textured balloon

NPC014T 14 Fr. (4.7 mm)



Guidewire Stylet

5 units per case

8 inch (20 cm) overall length

9 mm smooth balloon

RC09M 9 Fr. (3.0 mm)

10 units per case

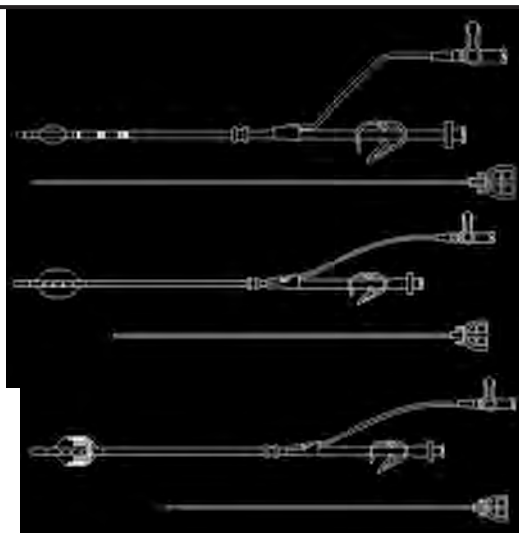
10.6 inch (27 cm) overall length

18 mm smooth balloon

RC014M 14 Fr. (4.7 mm)

18 mm textured balloon

RC014MT 14 Fr. (4.7 mm)

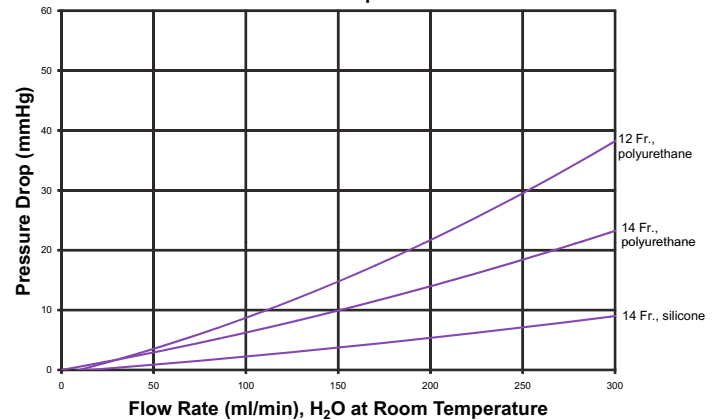


Manually Inflating Retrograde Cardioplegia Catheter

The manually inflating retrograde cardioplegia catheter is designed to maximize patient protection by providing global myocardial protection. It features a manually inflating balloon that allows surgical control of balloon inflation during cardioplegia delivery, and a variety of handle and stylet designs that facilitate insertion for a variety of surgical techniques.


10 units per case

Manually Inflating Retrograde Cardioplegia Catheter
Pressure Drop vs Flow



Pre-shaped Stylet and Handle

12.5 inch (32 cm) overall length
Textured polyurethane balloon and Retractable lumen
RC2012MIBB 12 Fr. (4.0 mm)
RC2014MIBB 14 Fr. (4.7 mm)



Smooth silicone balloon
RC014MIBB 14 Fr. (4.7 mm)

Textured silicone balloon
SRT014MIBB 14 Fr. (4.7 mm)



Guidewire Stylet


12.5 inch (32 cm) overall length
Textured polyurethane balloon and Retractable lumen
RC2012MIB 12 Fr. (4.0 mm)
RC2014MIB 14 Fr. (4.7 mm)



Smooth silicone balloon
PLD014MIBH 14 Fr. (4.7 mm)*

*Female luer instead of stopcock

RC014MIB 14 Fr. (4.7 mm)



Textured silicone balloon
SRT014MIB 14 Fr. (4.7 mm)



Hourglass Handle and Guidewire Stylet

12.5 inch (32 cm) overall length
Smooth silicone balloon
ISP3039 14 Fr. (4.7 mm)

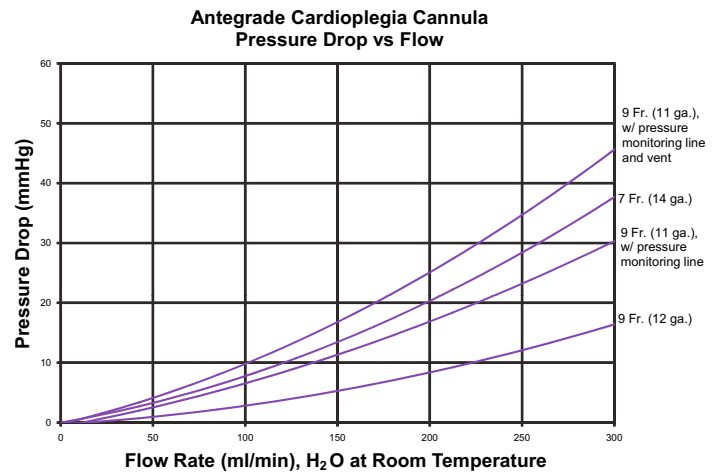


Antegrade Cardioplegia Cannula

The antegrade cardioplegia cannula is designed to administer antegrade cardioplegia through the aortic root. It is available in standard, vented and pressure monitoring configurations designed to meet a variety of surgical needs. The antegrade cardioplegia cannula incorporates a number of unique safety features designed for added patient protection, including:

- Smaller gauge insertion needle and center-vented needle
- Atraumatic, soft tip cannula
- Models available with left heart venting and/or pressure monitoring lines

10 units per case



Standard Cannula

AR012	9 Fr. (3.0 mm)
AR014	7 Fr. (2.3 mm)



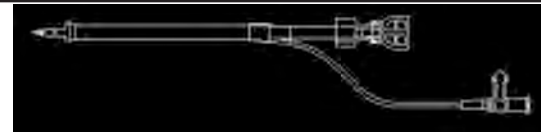
Standard Cannula with Moveable Suture Ring

AR012S	9 Fr. (3.0 mm)
AR014S	7 Fr. (2.3 mm)



Standard Cannula with Pressure Monitoring Line

ARC011M	9 Fr. (3.0 mm)
---------	----------------



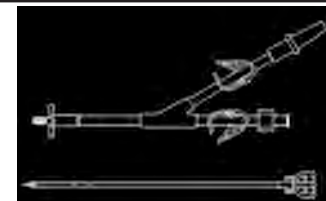

Vented Cannula

AR012V	9 Fr. (3.0 mm)
AR014V	7 Fr. (2.3 mm)



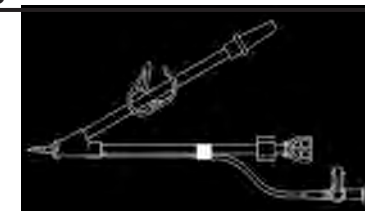
Vented Cannula with Extra Clamp

AR014VC	7 Fr. (2.3 mm)
SPC2189	7 Fr. (2.3 mm)



Vented Cannula with Pressure Monitoring Line

ATC011MV	9 Fr. (3.0 mm)
----------	----------------



Cardioplegia Accessories and Sets

These tubing sets are used to distribute cardioplegia from the heart lung machine to the cardioplegia catheters and cannulae. They are available in many configurations in order to meet a variety of surgical techniques.

10 units per case

Tubing length: 12" (30 cm)

Single Tubing Set

CDS001 Straight adapter



Two Tubing Set

CDS002Y Recirculating Y-adapter



CDS003P Un-even Y-adapter



CDS006 Aortic root perfusion with vent

CDS006S Aortic root perfusion with vent and softer tubing



Three Tubing Set

CDS008 Three vessel lines



CDS009 Three vessel lines with attached vessel cannulae



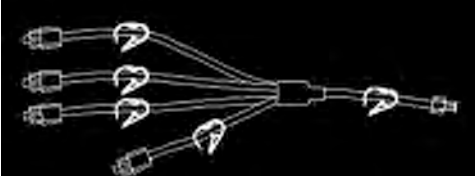
CDS014 Retrograde and aortic root perfusion with vent



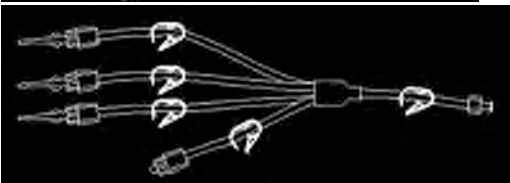
Four Tubing Set

CDS004 Three vessel lines and aortic root perfusion line

CDS004S Three vessel lines and aortic root perfusion line with softer tubing



CDS004WV Three vessel lines with attached vessel cannulae and aortic root perfusion line



Monitoring and Infusion Sets

These tubing sets allow distribution of cardioplegia and pressure monitoring. The surgeon operated set offers a base plate for stability and control within the sterile field. The perfusionist operated set offers long tubing lengths that allow the perfusionist to control flow of cardioplegia outside of the sterile field.

10 units per case

Surgeon Operated Set

MIS005 Antegrade and retrograde infusion



MIS003 Antegrade and retrograde infusion



MIS001 Antegrade and retrograde infusion



MIS001CP Antegrade and retrograde infusion with one vessel line



MIS001CP2 Antegrade and retrograde infusion with three vessel lines

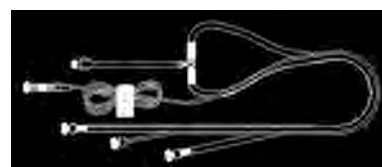


MIS001CP3 Antegrade and retrograde infusion with four vessel lines



Perfusionist Operated Set

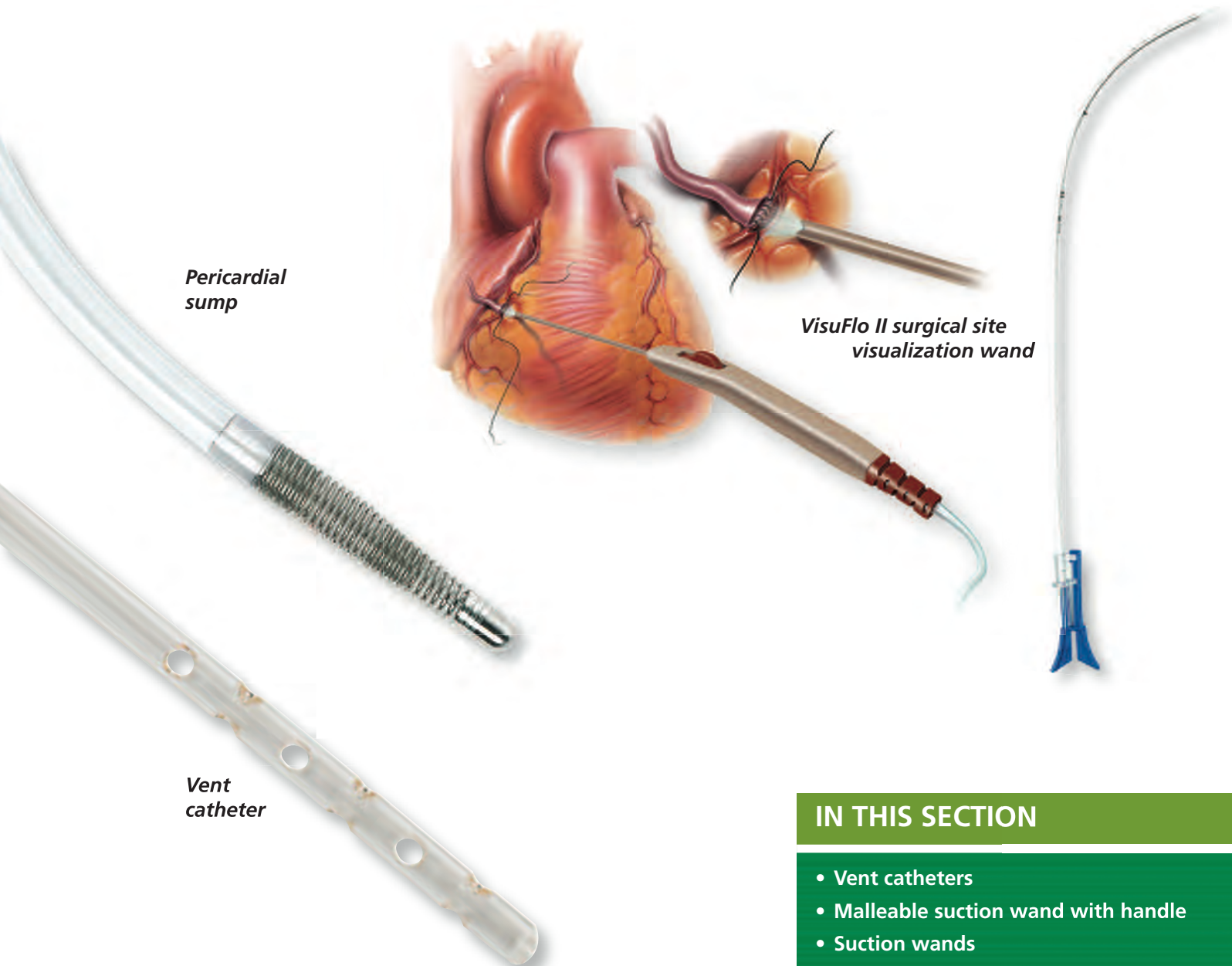
MIS004 Antegrade and retrograde infusion



Blood Management

Edwards Blood Management Products

Edwards Lifesciences provides a wide range of blood management products designed to improve visualization in the surgical field and allow you to provide a greater level of care for your patients.



Pericardial sump

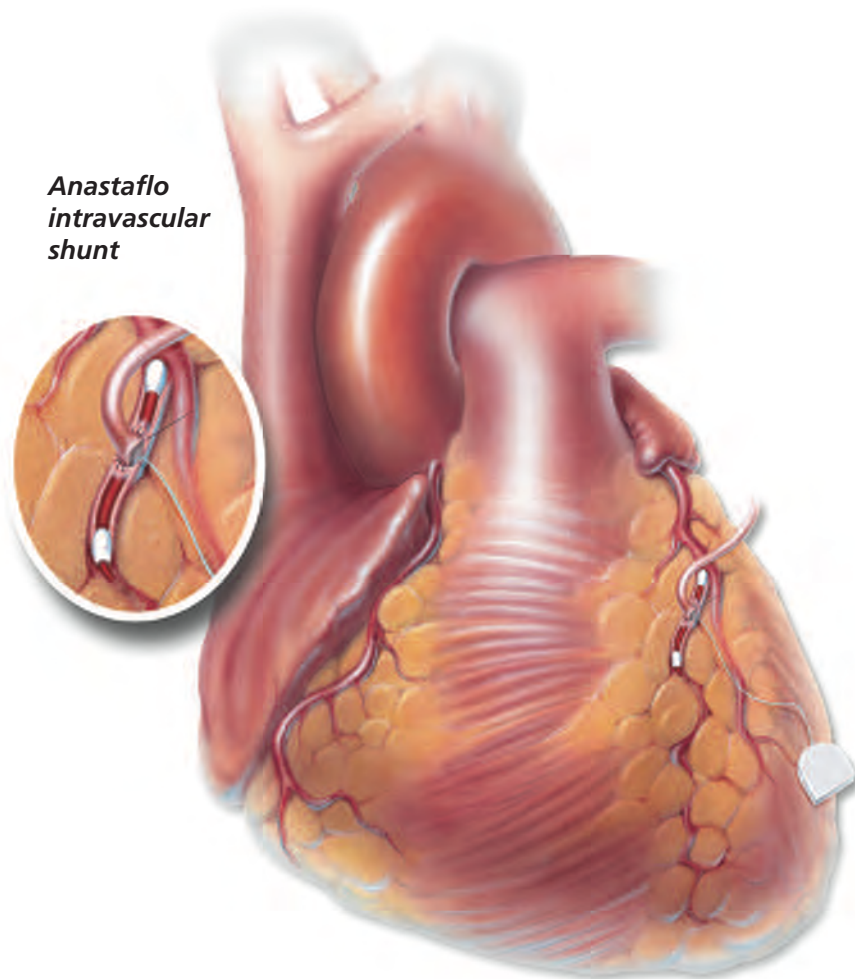
VisuFlo II surgical site visualization wand

Vent catheter

IN THIS SECTION

- Vent catheters
- Malleable suction wand with handle
- Suction wands
- Pericardial sump
- VisuFlo II surgical site visualization wand
- Anastaflo intravascular shunt
- Blood flow monitoring
- Pressure monitoring

Edwards blood management products are designed to accommodate a variety of surgeon preferences and techniques to help your team maintain a well vented surgical site.



Vent Catheter

The vent catheter is designed for intra-cardiac venting. The vent catheter is available in PVC or silicone, with malleable stylet and malleable catheter body configurations, in pediatric and adult sizes, and with a variety of drainage hole configurations.

10 units per case

1/4 inch connector

14 inch (35 cm) overall length

Malleable Stylet and Malleable PVC Catheter Body

EM012¹ 12 Fr. (4.0 mm)



Malleable Stylet and PVC Catheter Body

E060¹ 17 Fr. (5.7 mm)

E061² 17 Fr. (5.7 mm)



10.6 inch (27 cm) overall length

Malleable Stylet and PVC Catheter Body

PE062³ 12 Fr. (4.0 mm)



14.5 inch (36.8 cm) overall length

Guidewire Stylet and Silicone Catheter Body

E063⁴ 20 Fr. (6.7 mm)



¹ 10.5 cm of drainage holes

² 5.5 cm of drainage holes

³ 2.5 cm of drainage holes

⁴ 6 cm of drainage holes

Malleable Suction Wand with Handle

The malleable suction wand features a handle with a variable flow vacuum port and malleable stainless steel shaft that can be shaped for a variety of surgeon preferences.

10 units per case

1/4 inch connector

S050 6 Fr. (2.0 mm) Frazier Tip
S052 6 Fr. (2.0 mm) Silicone Tip



Flexible Suction Wand

These flexible suction wand features a flexible catheter body and fluted tip configuration.

10 units per case

1/4 inch connector

15 inch (38 cm) overall length

Wire-reinforced Tubing Body

S010 22 Fr. (7.3 mm) Tip



Flexible Tubing Body

S088 22 Fr. (7.3 mm) Tip



Rigid Suction Wand

The rigid suction wand features a variety of catheter bodies and tip configurations to meet a wide variety of surgical needs. The stainless steel body is pre-angled.

10 units per case

1/4 inch connector

Rigid Wands with Angled Tip

11.5 inch (29 cm) overall length

S022 28 Fr. (9.3 mm)
Mushroom tip



S066 12 Fr. (4.0 mm)
Flexible tapered tip




12 inch (30.5 cm) overall length

S077 9 Fr. (3.0 mm) Mini-point tip
with two side holes



12.4 inch (31.5 cm) overall length

S033 11 Fr. (3.7 mm) Fluted tip



13 inch (33 cm) overall length

S099 22 Fr. (7.3 mm) Fluted tip



Pericardial Sump

This sump features a weighted stainless steel spring tip and flexible tubing designed to facilitate pericardial drainage.

10 units per case

1/4 inch connector

14.9 inch (37.8 cm) overall length
S1201 21 Fr. (7.0 mm)

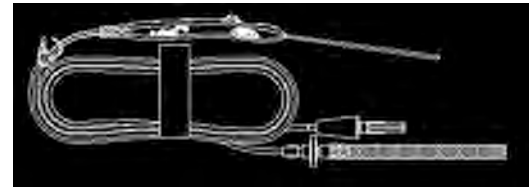


VisuFlo II Surgical Site Visualization Wand

The VisuFlo II wand allows improved visualization of distal anastomoses during coronary artery bypass graft surgeries. A fine mist of saline and CO₂ is sprayed through a malleable atraumatic tip to improve visualization. A finger tip control allows for precise adjustments of flow. The system also incorporates an ergonomic handle designed for ease of use. This blower / mister has a 108 inch (274 cm) gas and saline tubing and also incorporates a CO₂ filter.

5 units per case

VF2 7 Fr. (2.33 mm) tip



Anastaflo Intravascular Shunt

The Anastaflo intravascular shunt has a thru-lumen that provides perfusion and enhances blood flow, a silicone bulb that is designed to help maintain a bloodless field, a flexible silicone shaft designed for easy insertion and removal, and a radiopaque bulb and tab that facilitate fluoroscopic visualization.

5 units per case

0.5 inch (1.2 cm) overall length
 IVS12512 3.75 Fr. (1.25 mm) bulb
 IVS1512 4.5 Fr. (1.5 mm) bulb
 IVS17512 5.25 Fr. (1.75 mm) bulb
 IVS2012 6 Fr. (2.0 mm) bulb
 IVS2512 7.5 Fr. (2.5 mm) bulb
 IVS3012 9 Fr. (3.0 mm) bulb

1.2 inch (3.0 cm) overall length
 IVS1530 4.5 Fr. (1.5 mm) bulb
 IVS2030 6 Fr. (2.0 mm) bulb
 IVS2530 7.5 Fr. (2.5 mm) bulb



Blood Flow Monitoring

The FLOtector surgical blood flow detector is designed for verification of graft patency. The microvascular Doppler system emits an audible signal that allows identification of flow through coronary arteries and bypass grafts. The system can also be used to locate the internal mammary artery in redo cases and detect low flow internal mammary arteries.

FLOtector Intraoperative Surgical Blood Flow Detector

1 unit per case

FLO001 Transceiver

FLOtector Detector Probes

4 units per case

FLO002S 8 Fr. (2.7 mm) curved tip
FLO003S 8 Fr. (2.7 mm) straight tip

Pressure Monitoring

The pressure monitoring catheter is designed to measure pressure in the left atrium and features a luer connection and stopcock.

10 units per case

20 inch (50.6 cm) overall length

LAP17 17 ga. catheter
 with 14 ga. introducer

LAP20 20 ga. catheter
 with 16 ga. introducer



Index

Arterial Cannulae

AA018C.....	11	ARS020CS.....	9
AA018S.....	11	ARS020CSA.....	9
AA020C.....	11	ARS020CSTA.....	9
AA020S.....	11	ARS022CH.....	9
AA020TF.....	12	ARS022CHS.....	9
AA020TFA.....	12	ARS022CS.....	9
AA020TFTA.....	12	ARS022CSA.....	9
AA022C.....	11	ARS022CSTA.....	9
AA022S.....	11	ARS024CS.....	9
AA022TF.....	12	ARS024CSA.....	9
AA022TFA.....	12	ARS024CSTA.....	9
AA022TFTA.....	12	AXA022.....	10
AA024TF.....	12	AXA024.....	10
AA024TFA.....	12	DCT21A.....	7
AA024C.....	11	DCT21TA.....	7
AA024S.....	11	DCT24A.....	7
AA024TFTA.....	12	DCT24TA.....	7
AAS020TFA.....	12	EXGF24D.....	4
AAS022TFA.....	12	EXGF24LLD.....	5
AAS024TFA.....	12	EXGF24LL2D.....	5
AH201190A.....	10	EXGF24MMD.....	5
AH221190A.....	10	EXGF24MM2D.....	5
AH221190TA.....	10	EXGF24SSD.....	5
APC018.....	13	EXGF24SS2D.....	5
APC018B.....	13	EXGF24XLD.....	5
APC020.....	13	EXGF24XL2D.....	5
APC020B.....	13	EXGF24XSD.....	5
APC022.....	13	EXGF24XS2D.....	5
APC022B.....	13	EXLLD.....	4
APC024.....	13	EXMMD.....	4
APC024B.....	13	EXSSD.....	4
ARH201190A.....	8	EXXLD.....	4
ARH201190TA.....	8	EXXSD.....	4
ARH221190A.....	8	EZC21A.....	6
ARH221190TA.....	8	EZC21TA.....	6
ARH241190A.....	8	EZC24A.....	6
ARH241190TA.....	8	EZC24TA.....	6
ARL2011SA.....	8	EZF21A.....	6
ARL2011STA.....	8	EZF21TA.....	6
ARL2211SA.....	8	EZF24A.....	6
ARL2211STA.....	8	EZF24TA.....	6
ARL2411SA.....	8	EZS21A.....	6
ARL2411STA.....	8	EZS21QA.....	6
ARS020CH.....	9	EZS21QTA.....	6

EZS21TA.....	6
EZS24A.....	6
EZS24QA.....	6
EZS24QTA.....	6
EZS24TA.....	6
FLEXII02216A.....	10
ISP3149.....	13
MT020A.....	7
MT020TA.....	7
MT022A.....	7
MT022TA.....	7
OPT116.....	3
OPT118.....	3
OPT120.....	3
OPT122.....	3
SPC2014.....	11
SPC203122.....	11
SPC2063.....	13
SPC2161.....	11
TK2.....	13
VP025.....	13
VP038.....	13

Venous Cannulae

FLEX11022V.....	24
PWR3240MH.....	19
PWR3446MH.....	19
SPC2740.....	19
TF008O90.....	24
TF010O90.....	24
TF012L.....	22
TF012L90.....	23
TF012O90.....	24
TF014L.....	22
TF014L90.....	23
TF014O90.....	24
TF016L.....	22
TF016L90.....	23
TF016O90.....	24
TF018L.....	22
TF018L90.....	23
TF018O90.....	24
TF020L.....	22
TF020L90.....	23
TF020O90.....	24
TF022L.....	22
TF022L90.....	23
TF022O90.....	24
TF024L.....	22
TF024L90.....	23
TF024O90.....	24
TF026L.....	22
TF026L90.....	23
TF028L.....	22
TF028L90.....	23
TF028O90.....	24
TF030L.....	22
TF030L90.....	23
TF032L.....	22
TF032L90.....	23
TF034L.....	22
TF034L90.....	23
TF036L.....	22
TF036L90.....	23
TF038L.....	22
TF038L90.....	23
TF040L.....	22
TF036MH.....	22

continued on reverse

Venous Cannulae (cont.)

TF034L	22
TF034L90	23
TF036L	22
TF036L90	23
TF038L	22
TF038L90	23
TF040L	22
TF040L90	23
TF032MH	22
TF036MH	22
TF2020O	18
TF292901	18
TF292901A	18
TF2937O	18
TF2937OA	18
TF292902	17
TF292902A	17
TF293702	17
TF293702A	17
TF3343O	18
TF3343OA	18
TF3646O	18
TF3646OA	18
TF3646O2	17
TF3646O2A	17
TFM018L	21
TFM020L	21
TFM022L	21
TFM024L	21
TFM026L	21
TFM028L	21
TFM030L	21
TFM032L	21
TFM034L	21
TFM036L	21
TR2838L	19
TR3240L	19
TR3446L	19
TR3240O	19
TR3240OA	19
TRF2937O	18
TRF2937OA	18
TRF2937O2	17
TRF2937O2A	17
TRF3646O	18
TRF3646OA	18
TRF3646O2	17
TRF3646O2A	17
TFVO24	24
VC022	20
VC02290	20
VCS022	20
VCS02290	20
VCS024	20
VCS02490	20
VCS02690	20
VCS02890	20

Femoral Cannulae

ART100	30
DIL012	30
GC014L	30
FEMII008A	27
FEMII008AT	27
FEMII008V	29
FEMII010A	27
FEMII010AT	27
FEMII010V	29
FEMII012A	27
FEMII012AT	27
FEMII012V	29
FEMII014A	27
FEMII014AT	27
FEMII014V	29
FEMII016A	27
FEMII016AS	27
FEMII018A	27
FEMII018AS	27
FEMII020A	27
FEMII020AS	27
FTV020	28
FTV024	28
PIKA	30
PIKV	30
TFA02025	28
TFA02225	28
TFA02425	28
TFA02425H	28
VEN210	30
VFEM018	29
VFEM020	29
VFEM022	29
VFEM024	29
VFEM028	29

Cardioplegia Cannulae

AR012	36
AR012S	36
AR012V	36
AR014	36
AR014S	36
AR014V	36
AR014VC	36
ARCO11M	36
ATC011MV	36
CDS001	37
CDS002Y	37
CDS003P	37
CDS004	37
CDS004S	37
CDS004WV	37
CDS006	37
CDS006S	37
CDS008	37
CDS009	37
CDS014	37
ISP3031	33
ISP3039	35
ISP3098	33
MIS001	38
MIS001CP	38
MIS001CP2	38
MIS001CP3	38
MIS003	38
MIS004	38
MIS005	38
NPC014	34
NPC014T	34
PLD014MIBH	35
RC09	34
RC09M	34
RC014	34
RC014IT	34
RC014M	34
RC014MIB	35
RC014MIBB	35
RC014MT	34
RC014T	34
RC2012	33
RC2012M	33
RC2012MIB	35
RC2012MIBB	35
RC2014	33
RC2014LB	33
RC2014LBM	33
RC2014LBS	33
RC2014M	33
RC2014MIB	35
RC2014MIBB	35
RC2014S	33
SPC2189	36
SRT014MIB	35
SRT014MIBB	35

Blood Management

E060	41
E061	41
E063	41
EM012	41
FLO001	44
FLO0025	44
FLO0035	44
IVS12512	43
IVS1512	43
IVS1530	43
IVS17512	43
IVS2012	43
IVS2030	43
IVS2512	43
IVS2530	43
IVS3012	43
LAP17	44
LAP20	44
PE062	41
S010	42
S022	42
S033	42
S050	41
S052	41
S066	42
S077	42
S088	42
S099	42
S1201	43
VF2	43



**CAUTION: Federal (USA) law restricts this device to sale by or on the order of a physician.
See instructions for use for full prescribing information.**

Edwards, Edwards Protection Cannulae, EZ Glide, Fem-Flex, FemTrak, FLOtector, OptiSite, Retractableguard, Thin-Flex, Trim-Flex, and VisuFlo are trademarks of Edwards Lifesciences Corporation. Edwards Lifesciences, the stylized E logo, Anastaflo, Dispersion, EMBOL-X, and EMBOL-X Glide are trademarks of Edwards Lifesciences Corporation and are registered in the United States Patent and Trademark Office. © 2010 Edwards Lifesciences LLC. All rights reserved. AR04972

Edwards Lifesciences LLC | www.edwards.com

Irvine, USA | Nyon, Switzerland | Tokyo, Japan | Singapore, Singapore | Sao Paulo, Brazil |



Edwards